



Orderflows Unlocked

Advanced Trade Setup Encyclopedia

Trade Setups Part 3: Setups 41-60

[ORDERFLOWS.COM](https://orderflows.com)

41. POC Slingshot + Delta Tail

Only on short time frames like 30-seconds or thinner markets (& times)

Explanation: Price rejection with aggressive moves:

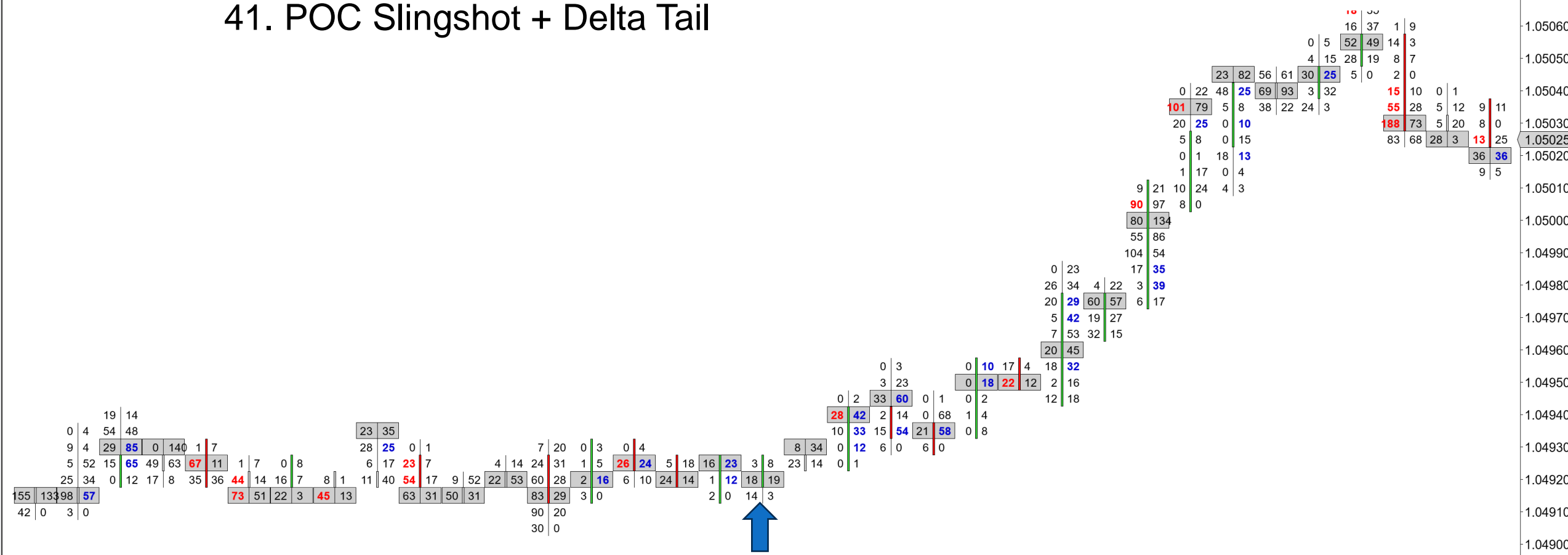
- Strong POC rejection.
- Aggressive counter flow.
- Reversal confirmation.

Triggers on POC rejection with delta tails.

Order Flows Trader (6E 12-24 (1 Minute))

ORDERFLOWS.COM

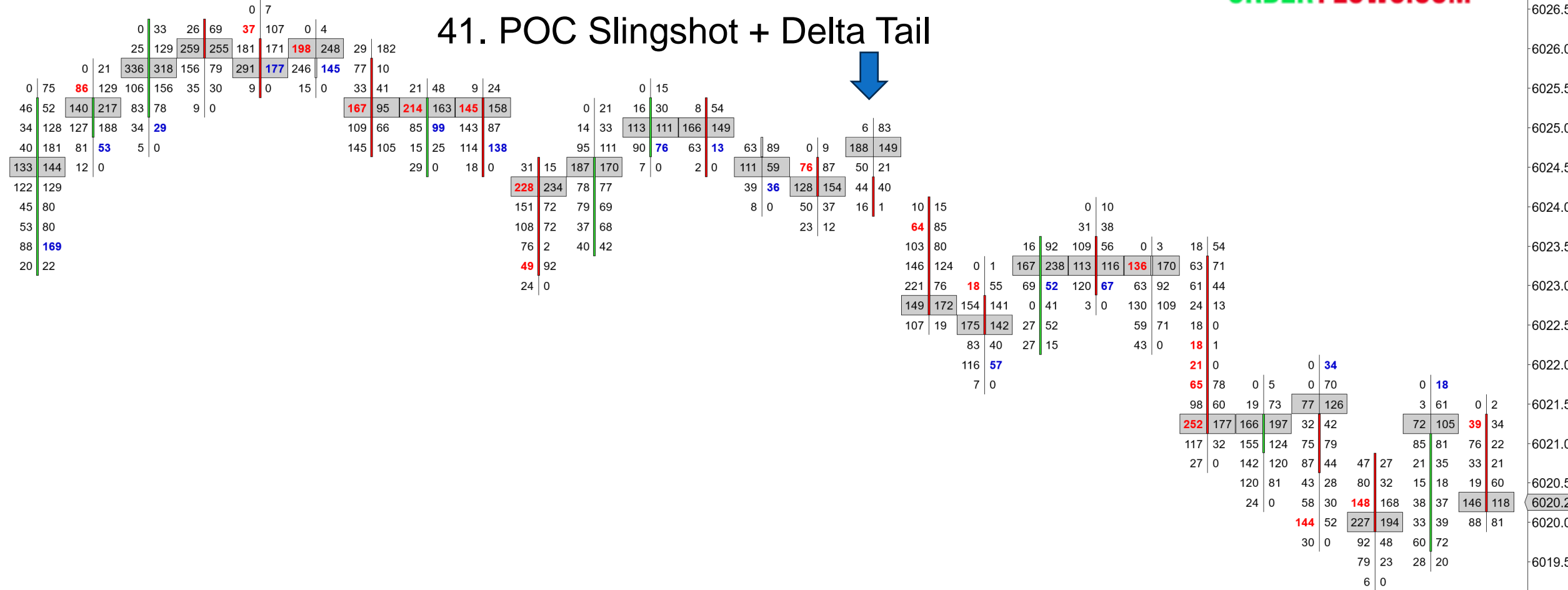
41. POC Slingshot + Delta Tail



Delta	107	145	-49	-46	-20	-39	49	-84	24	41	-166	18	6	3	16	-5	17	52	95	100	41	-23	182	6	119	31	62	13	19	22	-168	-2	2
Max. Delta	174	149	7	4	1	0	58	7	37	41	19	18	19	12	20	0	21	61	95	107	41	0	182	16	156	75	81	16	36	52	2	1	10
Min. Delta	0	-13	-68	-47	-27	-41	0	-87	-9	0	-166	-2	-10	-10	-2	-29	-5	0	0	0	0	-30	-8	-14	-5	-8	-7	-60	-16	-20	-168	-19	-25
Cum. Delta	373	518	469	423	403	364	413	329	353	394	228	246	252	255	271	266	283	335	430	530	571	548	730	736	855	886	948	961	980	1002	834	832	834
Delta / Volume	38%	52.35%	31.21%	24.21%	35.71%	58.21%	26.49%	42.86%	16.90%	44.09%	39.34%	60.00%	8.57%	4.92%	29.63%	-7.69%	21.52%	40.63%	44.60%	64.94%	95.35%	41.82%	45.27%	2.54%	14.05%	9.66%	24.03%	3.83%	13.48%	8.46%	29.79%	-2.70%	1.32%
Volume	341	277	157	190	56	67	185	196	142	93	422	30	70	61	54	65	79	128	213	154	43	55	402	236	847	321	258	339	141	260	564	74	152

Order Flows Trader (ES 12-24 (30 Second))

41. POC Slingshot + Delta Tail



Delta	162	154	-52	-56	-62	-61	-29	-22	-180	61	6	-23	-37	22	-10	-229	-117	184	-89	14	-252	-26	-41	-187	131	-63
Max. Delta	63	158	36	63	46	145	76	7	0	104	45	14	15	25	58	25	44	197	7	40	35	22	186	0	153	8
Min. Delta	-2	-9	-52	-57	-62	-72	-36	-65	-243	0	-15	-29	-45	-41	-24	-273	-159	-18	-114	-84	-271	-118	-54	-199	-27	-128
Cum. Delta	357	-4203	-4255	-4311	-4373	-4434	-4463	-4485	-4665	-4604	-4598	-4621	-4658	-4636	-4646	-4875	-4992	-4808	-4897	-4883	-5135	-5161	-5202	-5389	-5258	-5321
Delta / Volume	7%	11.56%	-5.66%	-5.71%	-7.24%	-5.76%	-4.15%	-2.63%	-15.60%	5.44%	1.31%	-5.05%	-9.14%	3.82%	-1.67%	-16.70%	-11.83%	23.12%	-13.42%	1.60%	-19.21%	-2.12%	-3.90%	-15.97%	15.58%	-8.53%
Volume	154	1332	918	980	856	1059	699	836	1154	1121	458	455	405	576	598	1371	989	796	663	876	1312	1226	1051	1171	841	739

42. Stacked Imbalance + Vertical Liquidity (25)

Explanation: Multiple pressure points with fast moves:

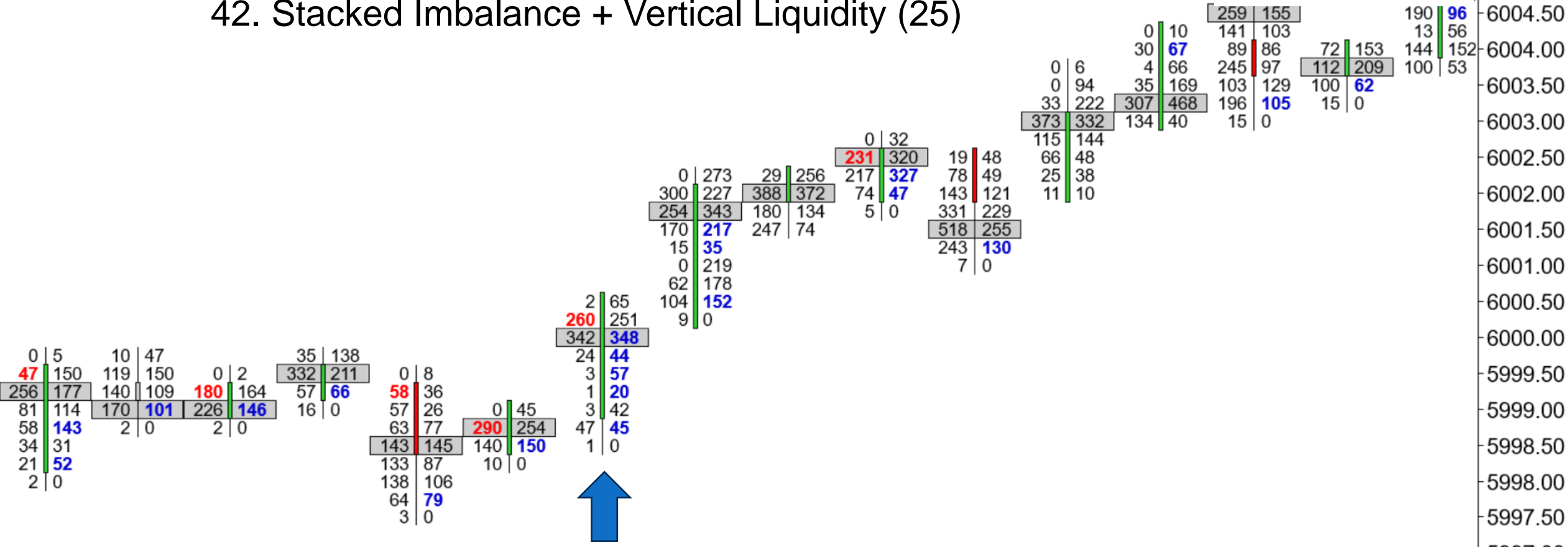
- Repeated order flow pressure.
- Aggressive price action.
- Strong directional bias.

Triggers on stacked imbalances with vertical moves.

Order Flows Trader (ES 12-24 (1 Minute))
 11/25/2024 13:36:00 - 11/25/2024 13:51:00

ORDERFLOWS.COM

42. Stacked Imbalance + Vertical Liquidity (25)



Delta	4	-96	-25	-95	9	189	730	-8	199	-507	271	310	-242	125	55
Max. Delta	1	5	107	10	96	310	928	57	219	36	327	319	152	125	60
Min. Delta	3	-118	-35	-236	-26	-13	-1	-214	-56	-533	-6	-70	-247	-46	-4
Cum. Delta	6	1880	1855	1760	1769	1958	2688	2680	2879	2372	2643	2953	2711	2836	339
Volume	8	720	855	1223	889	1555	2558	1680	1253	2171	1517	1330	1888	723	181

13:40

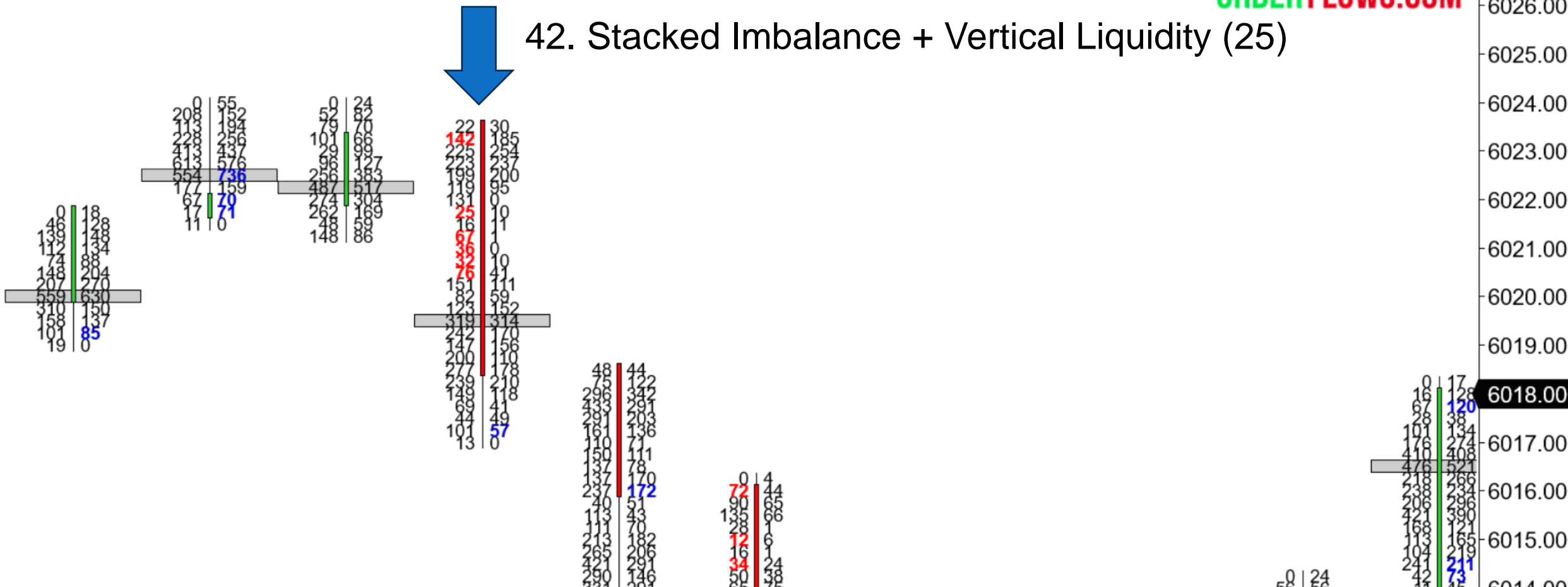
13:45

13:50

Order Flows Trader (ES 12-24 (1 Minute))
 11/25/2024 09:07:00 - 11/25/2024 09:17:00

ORDERFLOWS.COM

42. Stacked Imbalance + Vertical Liquidity (25)



Delta	305	154	-670	-1475	-1315	-569	7	240	74	
Max. Delta	632	200	132	30	0	13	168	653	217	
Min. Delta	-10	-133	-738	-1705	-1960	-947	-119	-2	-234	
Cum. Delta	10.21k	10.37k	9696	8221	6906	6337	6344	6584	6658	7111
Volume	5107	3818	6268	9833	11.59k	8523	6169	8528	6964	6111

43. Orderflows Gaps + Market Weakness

Explanation: Value shifting during weakness:

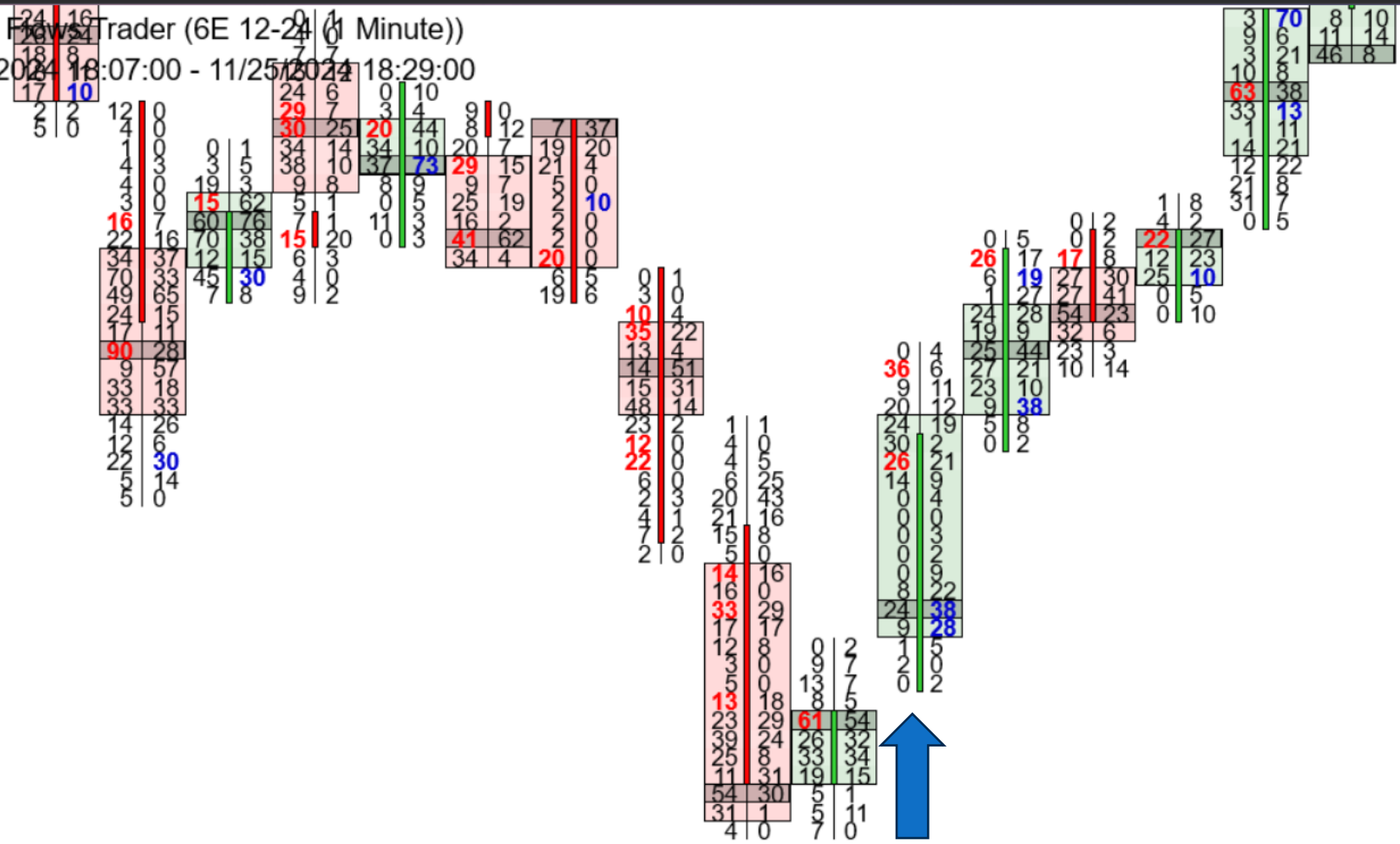
- Value gaps.
- Internal weakness.
- Potential reversal.

Triggers when gaps form during weakness.

Order Flows Trader (6E 12-24 (1 Minute))
 11/25/2024 18:07:00 - 11/25/2024 18:29:00

ORDERFLOWS.COM

43. Orderflows Gaps + Market Weakness



Delta	-84	7	-119	48	-63	-21	-81	-67	-18	-6	63	-61	21	30	-18	273	-10	-41	-13	-70	-19
Max. Delta	0	46	9	53	0	33	29	44	8	93	80	3	31	41	15	314	101	29	1	7	0
Min. Delta	148	-19	-123	-18	-78	-23	-82	-95	-80	-28	0	-69	0	-55	-29	-3	-10	-60	-35	-97	-34
Cum. Delta	336	-629	-748	-700	-763	-784	-865	-932	-950	-956	-893	-954	-933	-903	-921	-648	-658	-699	-712	-782	-801
Volume	382	469	353	274	319	185	351	685	354	400	393	319	149	430	148	579	492	261	79	222	87

18:10

18:15

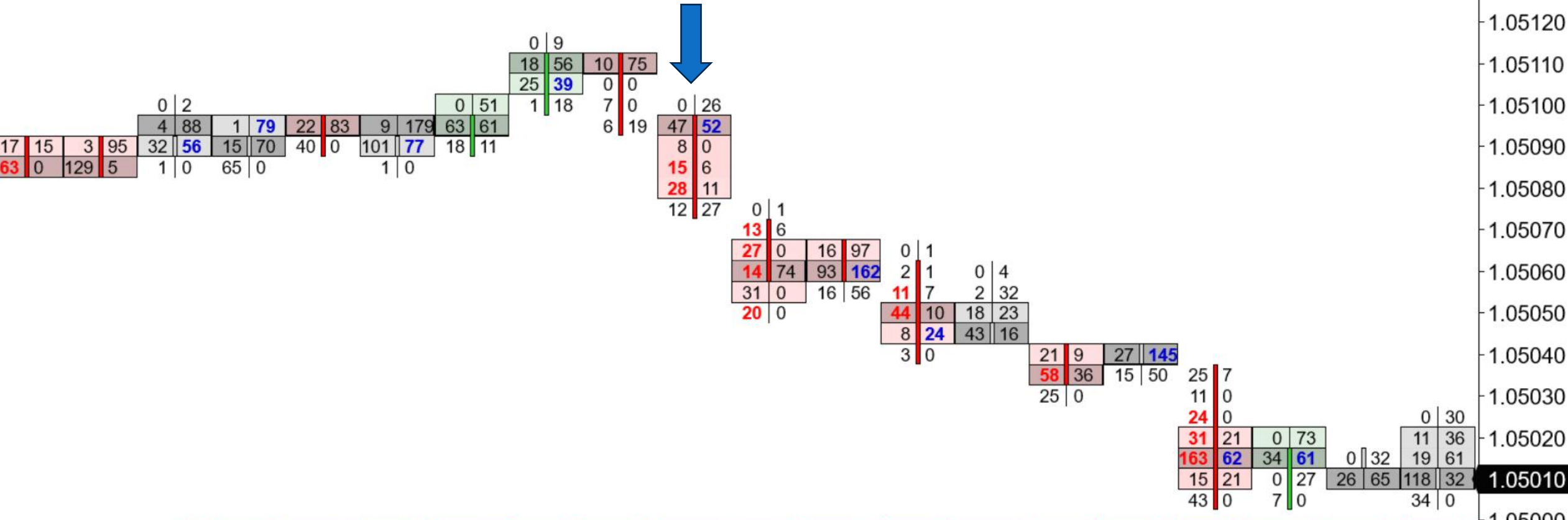
18:20

18:25

Order Flows Trader (6E 12-24 (1 Minute))
 11/25/2024 14:40:00 - 11/25/2024 14:59:00

ORDERFLOWS.COM

43. Orderflows Gaps + Market Weakness



Delta	109	68	21	145	42	78	71	12	-24	190	-25	12	-59	153	-201	120	71	-23
Max. Delta	114	69	56	148	105	80	71	78	0	256	2	57	0	153	0	120	71	17
Min. Delta	0	-46	0	-25	-17	0	0	-15	-90	-20	-48	0	-68	0	-201	-7	-3	-94
Cum. Delta	427	495	516	661	703	781	852	864	840	1030	1005	1017	958	1111	910	1030	1101	1078
Volume	183	230	145	367	204	166	117	232	186	440	111	138	149	237	423	202	123	341

14:45

14:50

14:55

44. Delta Divergence + Exhaustion Prints + Swing filter

Explanation: Order flow conflict with climactic action:

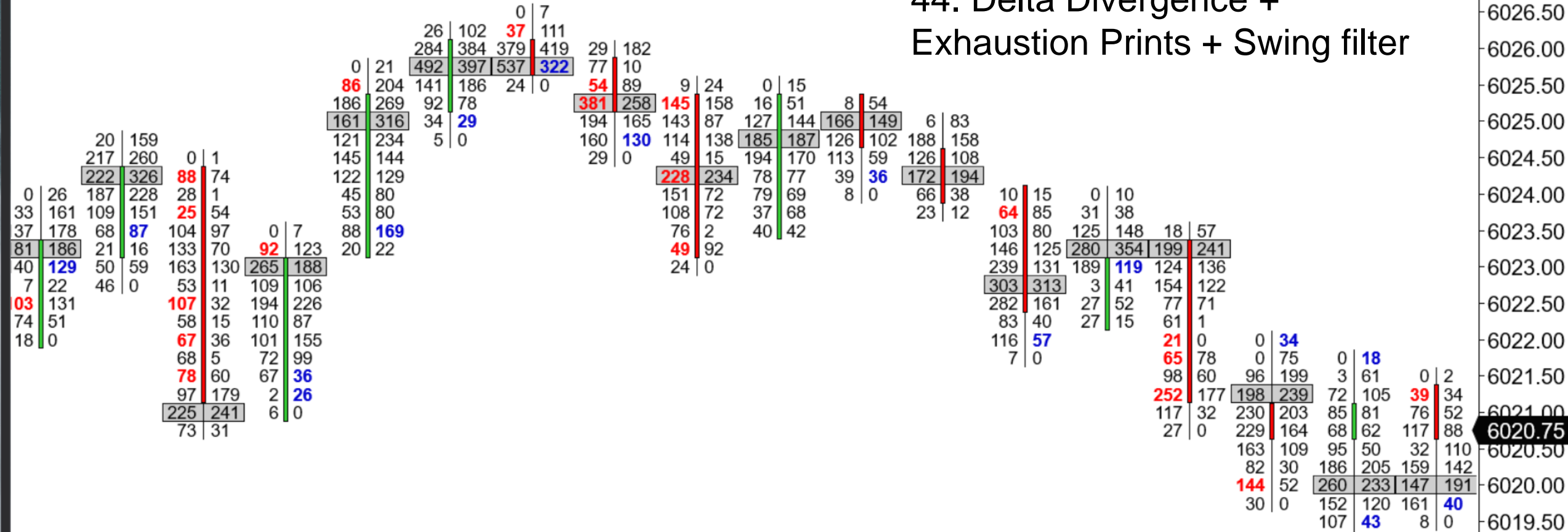
- Conflicting delta vs price.
- Exhaustion signals.
- Strong reversal setup.

Triggers on divergence with exhaustion.

Order Flows Trader (ES 12-24 (1 Minute))
 11/26/2024 09:58:00 - 11/26/2024 10:15:00

ORDERFLOWS.COM

44. Delta Divergence + Exhaustion Prints + Swing filter

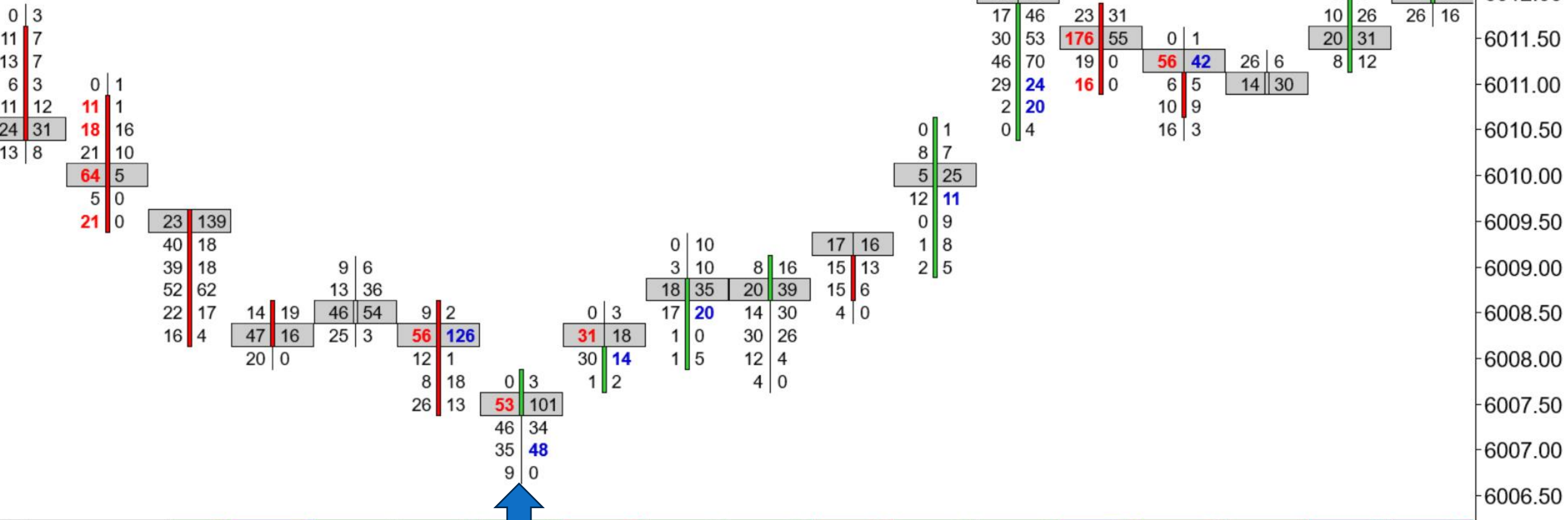


Delta	-330	35	641	102	-118	-90	-202	67	-60	12	-346	95	-238	-67	-56	-80
Max. Delta	0	184	642	190	63	145	7	106	14	80	25	197	49	160	0	8
Min. Delta	-460	-6	0	-9	-118	-97	-265	0	-68	-41	-388	-18	-257	-118	-214	-191
Cum. Delta	-5033	-4998	-4357	-4255	-4373	-4463	-4665	-4598	-4658	-4646	-4992	-4897	-5135	-5202	-5258	-5338
Volume	2404	2071	2695	2250	1836	1758	1990	1579	860	1174	2360	1459	2188	2277	2012	1398

Order Flows Trader (ES 12-24 (1 Minute))
 11/26/2024 05:25:00 - 11/26/2024 05:42:00

ORDERFLOWS.COM

44. Delta Divergence + Exhaustion Prints + Swing filter



Delta	66	-46	6	49	43	-25	40	27	-16	38	60	-148	-28	-4	35	106
Max. Delta	125	11	10	70	61	3	50	29	11	45	160	9	10	23	35	107
Min. Delta	-24	-47	-28	-29	-26	-27	0	-14	-22	0	0	-148	-36	-10	0	-11
Cum. Delta	-5957	-6003	-5997	-5948	-5905	-5930	-5890	-5863	-5879	-5841	-5781	-5929	-5957	-5961	-5926	-5820
Volume	450	116	192	271	329	99	120	203	86	94	492	320	148	76	111	174

05:30

05:35

05:40

6013.00
 6012.50
 6012.25
 6012.00
 6011.50
 6011.00
 6010.50
 6010.00
 6009.50
 6009.00
 6008.50
 6008.00
 6007.50
 6007.00
 6006.50
 6006.00
 6005.50
 6005.00

45. Momentum Strength + Resting Liquidity

Adjustable by market – resting liquidity.

Explanation: Strong trend away from fair value:

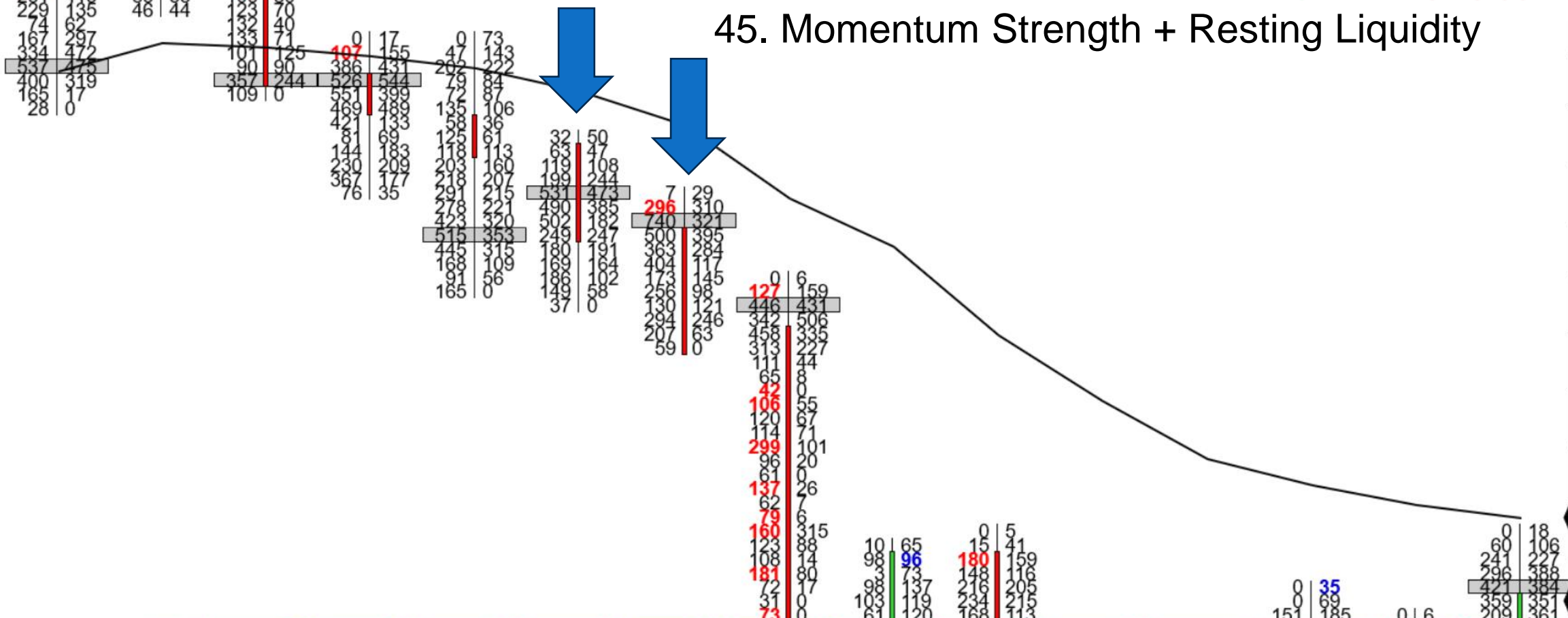
- Clear directional strength.
- Major liquidity zones.
- Institutional participation.

Triggers on momentum reaching liquidity levels.

Order Flows Trader (ES 12-24 (1 Minute)), EMA(ES 12-24 (1 Minute),14)

ORDERFLOWS.COM

45. Momentum Strength + Resting Liquidity



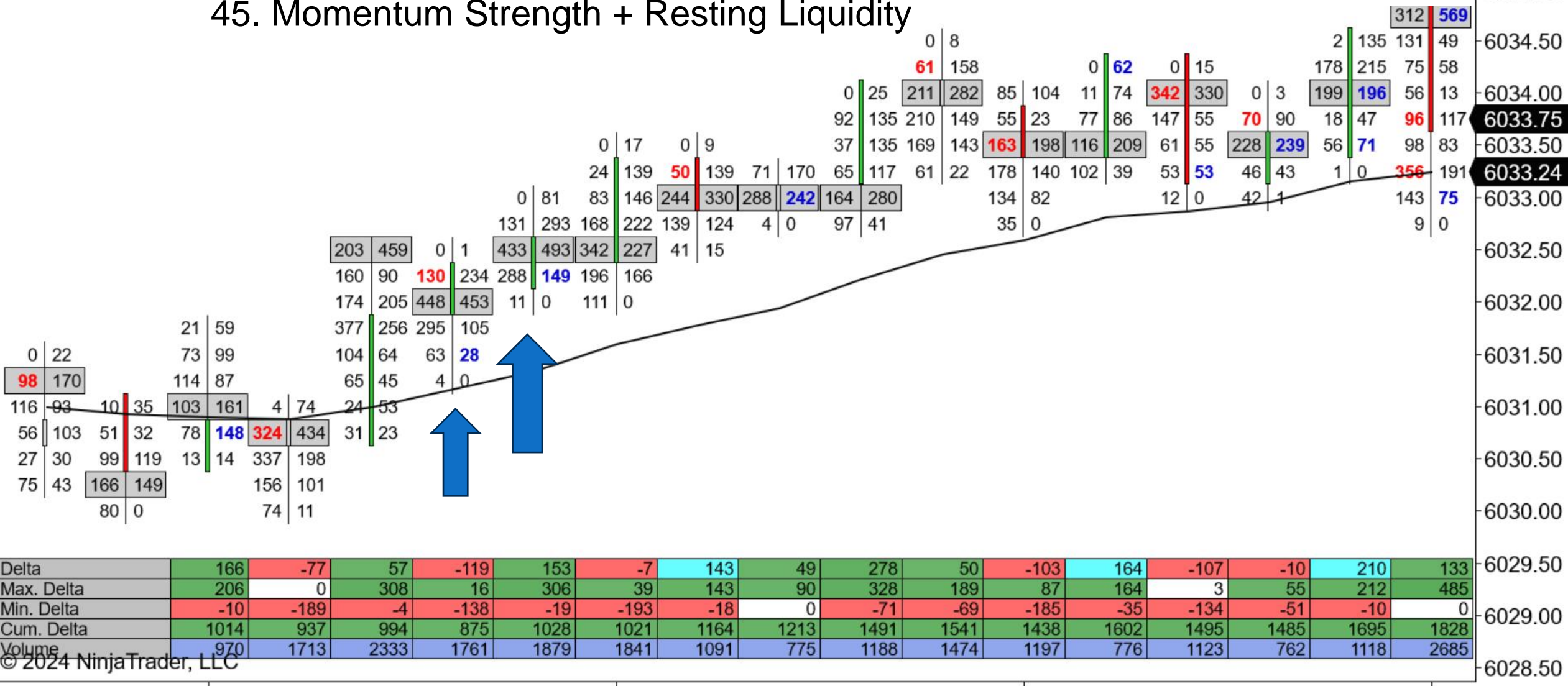
Delta	243	-920	-517	-752	-655	-1300	-1488	-17	-948	-369	328	134	-582	171
Max. Delta	277	155	78	384	38	41	48	258	11	0	466	633	3	298
Min. Delta	-323	-960	-597	-898	-717	-1328	-1500	-645	-1114	-764	-298	-63	-637	-42
Cum. Delta	17.08k	16.16k	15.65k	14.9k	14.24k	12.94k	11.45k	11.44k	10.49k	10.12k	10.45k	10.58k	9998	10.17k
Volume	5049	4952	6199	6514	5157	5558	9322	12.99k	11.18k	12.3k	9328	7568	5584	5161

6036.00
6035.00
6034.00
6033.00
6032.00
6031.00
6030.00
6029.00
6028.00
6027.00
6026.74
6026.00
6025.25
6025.00

Order Flows Trader (ES 12-24 (1 Minute)), EMA(ES 12-24 (1 Minute),14)
 11/26/2024 13:58:00 - 11/26/2024 14:15:00

ORDERFLOWS.COM

45. Momentum Strength + Resting Liquidity



46. POC Wave + Zero Print

Fast moving charts, sub 1-minute charts

Explanation: Price & volume movement with rejection:

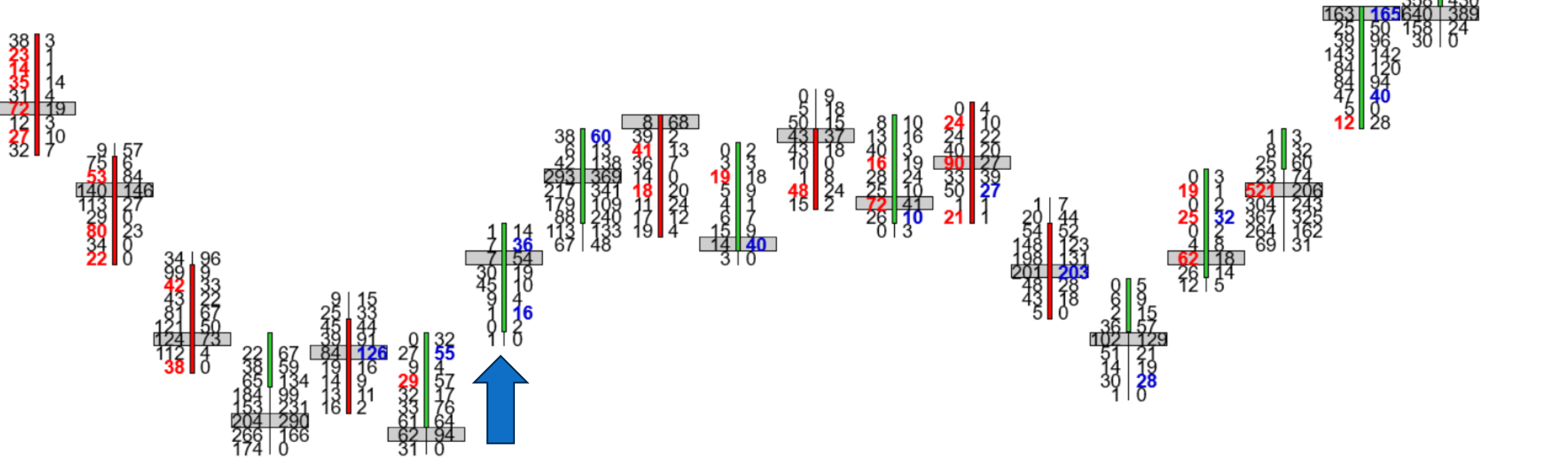
- Clear price movement directionally.
- No counter orders at edge of bar.
- Direction confirmation.

Triggers when POC wave completes with zero prints.

Order Flows Trader (6E 12-24 (8 Range))
 11/25/2024 10:44:03.125 - 11/25/2024 12:00:43.472

ORDERFLOWS.COM

46. POC Wave + Zero Print



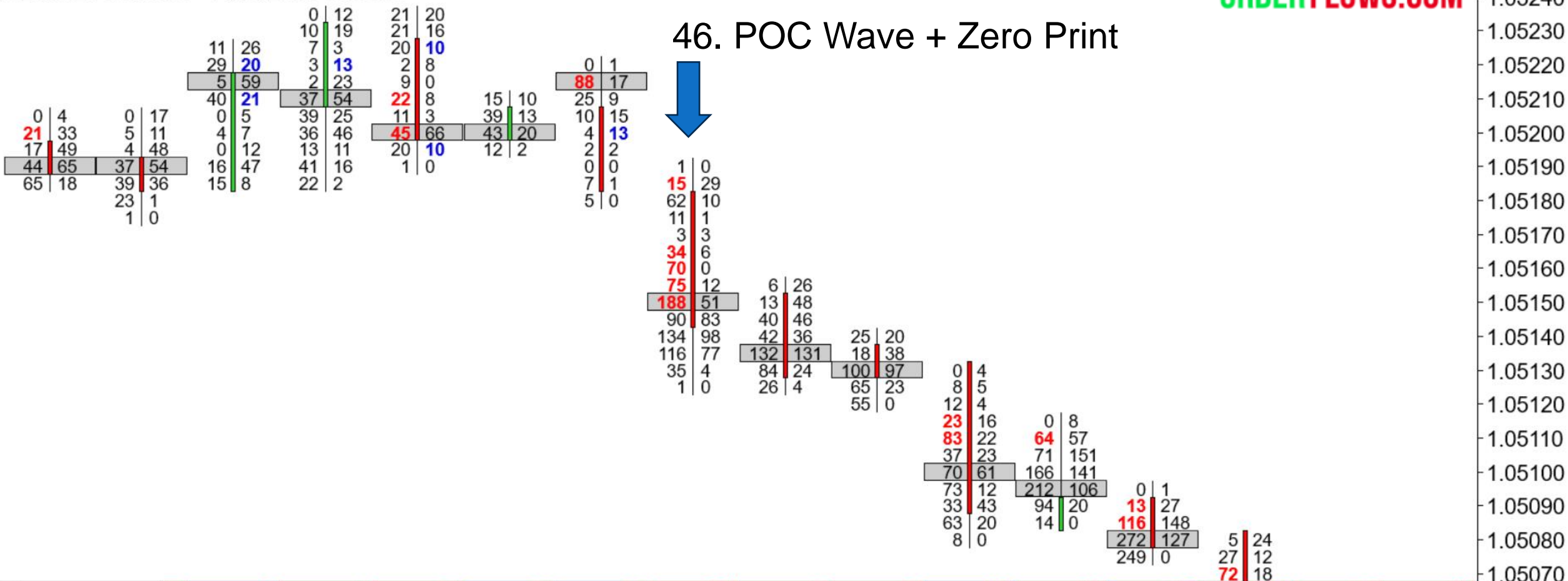
Delta	-340	-60	83	115	54	408	-53	20	-84	-92	-132	-112	41	-63	-446	133	89	315
Max. Delta	27	0	122	115	55	437	36	31	14	10	4	38	60	12	73	185	259	315
Min. Delta	-340	-323	-6	-37	-20	-7	-62	-7	-84	-105	-132	-116	-63	-64	-529	0	-51	0
Cum. Delta	-11	-71	12	127	181	589	536	556	472	380	248	136	177	114	-332	-199	-110	205
Volume	1048	2152	611	683	256	2494	353	158	346	364	434	1324	525	233	2718	1337	3433	681

1.04980
 1.04970
 1.04960
 1.04940
 1.04920
 1.04900
 1.04880
 1.04860
 1.04840
 1.04820
 1.04800
 1.04780
 1.04760
 1.04740
 1.04720
 1.04700

Order Flows Trader (6E 12-24 (1 Minute))
 11/25/2024 09:43:00 - 11/25/2024 09:58:00

ORDERFLOWS.COM

46. POC Wave + Zero Print



Delta	58	85	14	-31	-64	-83	-461	-28	-85	-200	-138	-347	-338	-125	-167
Max. Delta	63	88	30	16	4	13	12	68	0	5	0	58	11	3	17
Min. Delta	0	-4	-28	-70	-64	-85	-492	-35	-108	-204	-202	-365	-338	-153	-227
Cum. Delta	93	4578	4592	4561	4497	4414	3953	3925	3840	3640	3502	3155	2817	2692	2525
Volume	76	325	434	313	154	199	1209	658	441	620	1104	953	1084	1161	1199

09:45

09:50

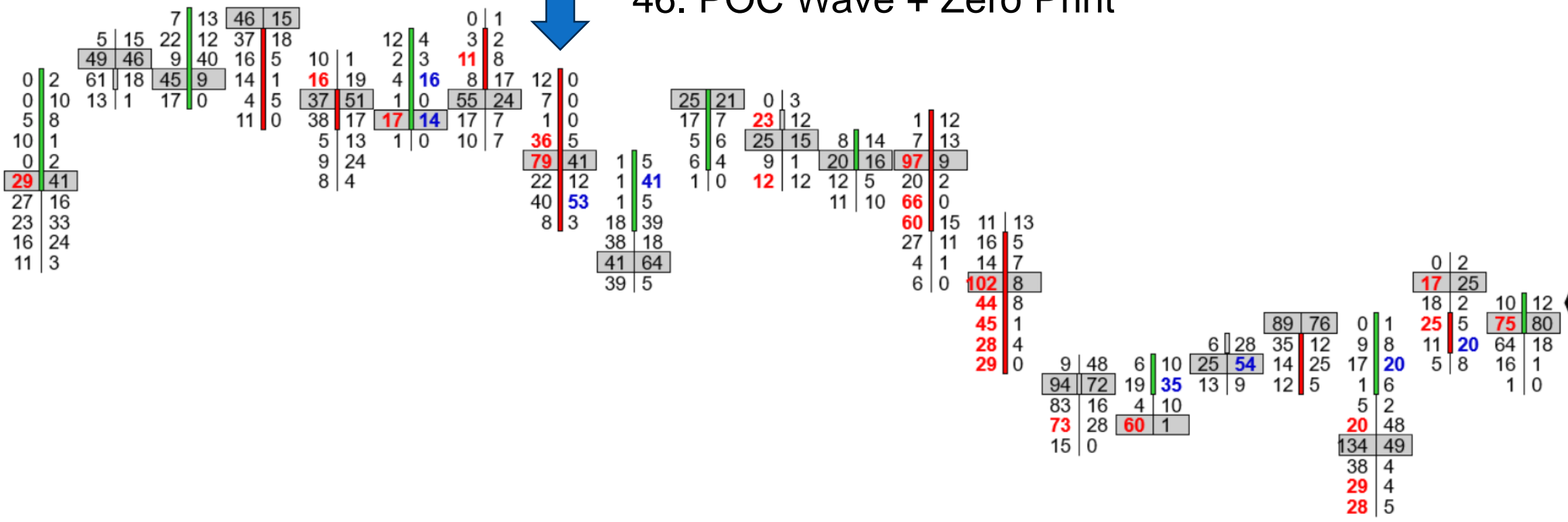
09:55

79 | 8 78 | 143 30 | 8

Order Flows Trader (6E 12-24 (1 Minute))
 11/25/2024 10:11:00 - 11/25/2024 10:31:00

ORDERFLOWS.COM

46. POC Wave + Zero Print



1.05030
 1.05020
 1.05010
 1.05000
 1.04990
 1.04980
 1.04970
 1.04960
 1.04950
1.04945
 1.04940
 1.04930
 1.04920
 1.04910
 1.04900
 1.04890
 1.04880
 1.04870
 1.04860
 1.04850

Delta	-26	-84	6	0	-38	-91	38	-16	-26	-6	-225	-243	-110	-33	47	-32	-134	-14	-55
Max. Delta	18	0	48	10	2	0	38	5	0	0	12	6	0	3	47	11	4	19	6
Min. Delta	-33	-84	0	-9	-45	-127	-46	-21	-43	-30	-227	-243	-167	-65	-4	-49	-155	-30	-58
Cum. Delta	2455	2371	2377	2377	2339	2248	2286	2270	2244	2238	2013	1770	1660	1627	1674	1642	1508	1494	1439
Volume	174	172	252	74	170	319	316	92	112	96	351	335	438	145	135	268	428	138	277

10:15 10:20 10:25 10:30

47. Extreme Delta Threshold+ Delta Tail

Explanation: Institutional positioning with aggressive moves:

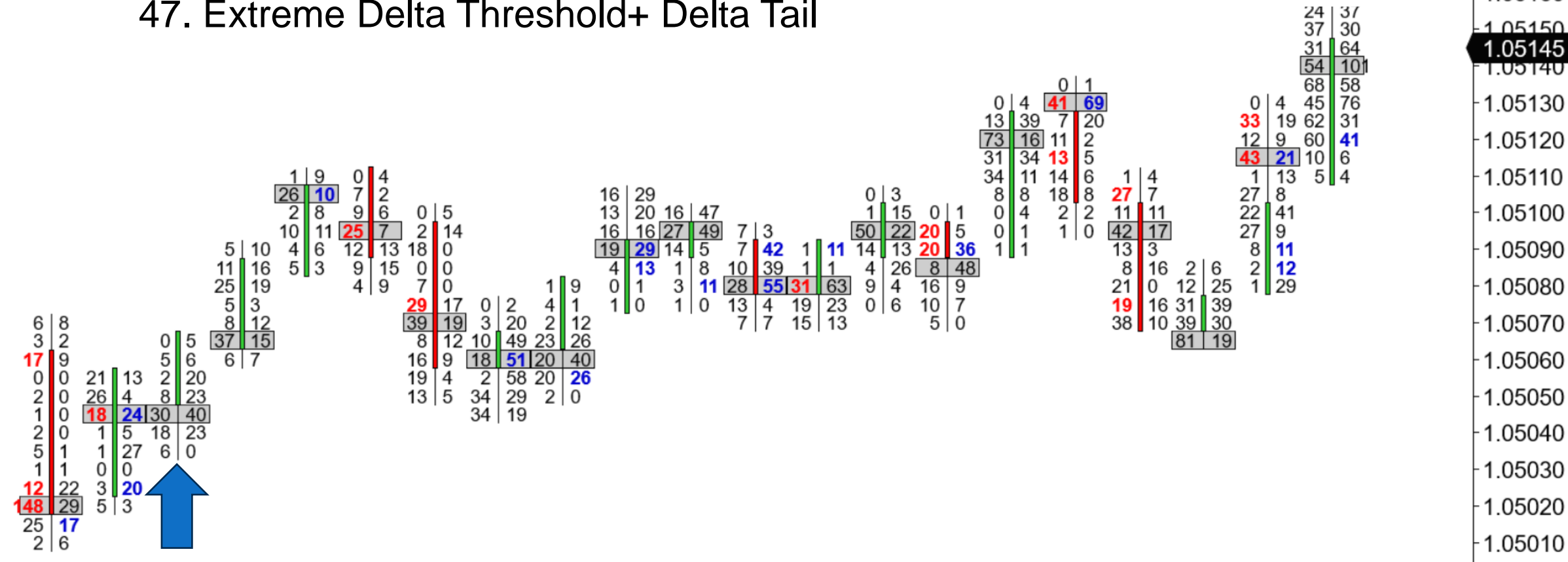
- One way flow (after the tail).
- Institutional participation.
- Aggressive directional flow.

Triggers when one way order flow shows after the delta tails.

Order Flows Trader (6E 12-24 (1 Minute))
 11/26/2024 08:41:00 - 11/26/2024 09:01:00

ORDER FLOWS.COM

47. Extreme Delta Threshold+ Delta Tail

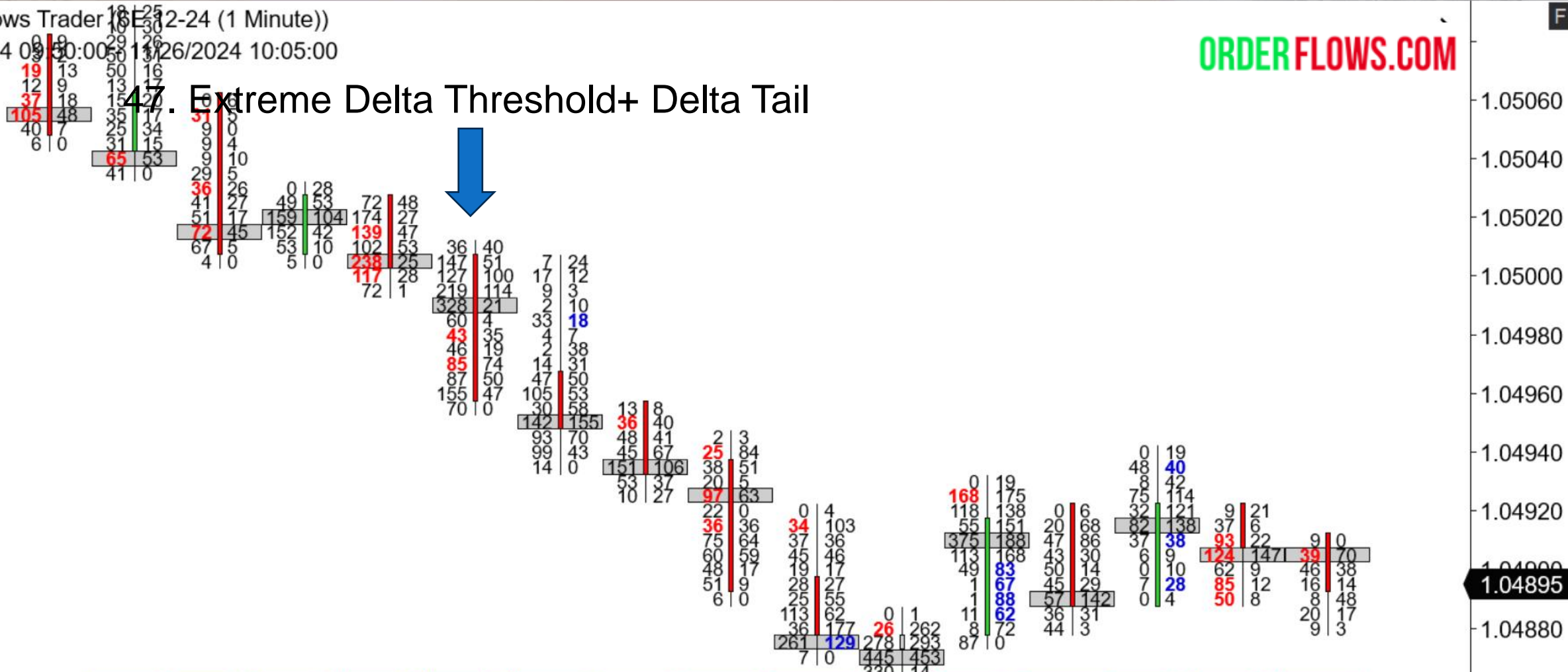


Delta	21	48	-15	-1	-10	-66	127	42	39	58	78	44	11	27	-42	6	-96	-46	0	66
Max. Delta	59	48	16	10	10	18	131	43	46	77	86	44	19	31	23	73	0	31	73	110
Min. Delta	-3	-15	-26	-12	-17	-73	-7	-13	-1	-7	-9	-29	-28	-44	-73	-4	-98	-47	-2	0
Cum. Delta	2295	2343	2328	2327	2317	2251	2378	2420	2459	2517	2595	2639	2650	2677	2635	2641	2545	2499	2499	2565
Volume	171	186	179	95	122	236	329	186	177	182	222	178	167	185	278	220	264	284	352	882

Order Flows Trader (6E 12-24 (1 Minute))
 11/26/2024 09:50:00 - 11/26/2024 10:05:00

ORDERFLOWS.COM

4.7. Extreme Delta Threshold+ Delta Tail



Delta	5	-98	-208	-181	-685	-848	-46	-30	-89	51	-56	225	67	268	-235	43
Max. Delta	9	46	5	5	0	0	119	31	77	97	62	459	101	275	16	69
Min. Delta	5	-106	-209	-213	-691	-859	-46	-52	-126	-198	-281	-24	-42	0	-317	-35
Cum. Delta	5	1717	1509	1328	643	-205	-251	-281	-370	-319	-375	-150	-83	185	-50	-7
Volume	3	666	508	655	1143	1958	1190	682	871	1261	2102	2197	751	858	685	337

48. Imbalance Reload + Thin Prints

Explanation: Continued pressure with poor acceptance:

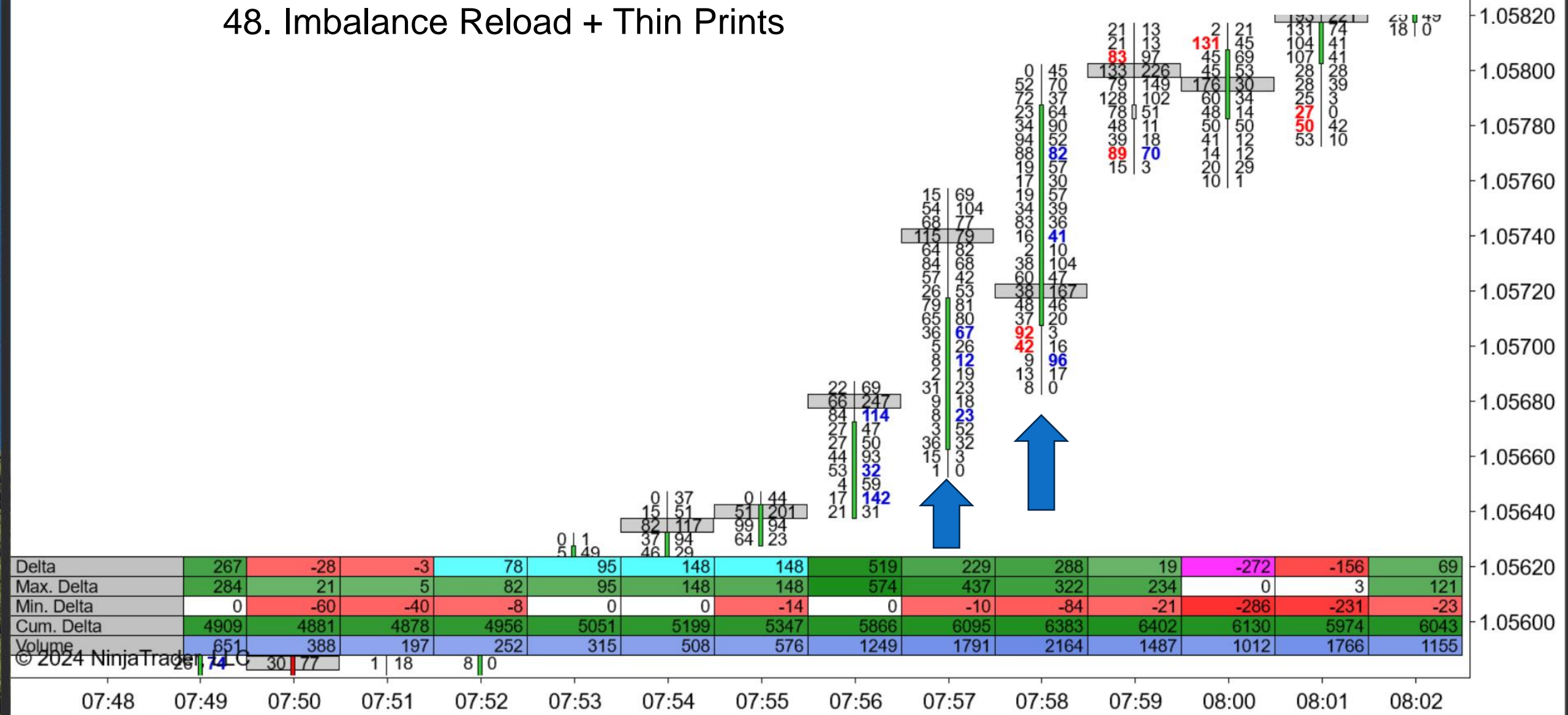
- Repeated order flow.
- Weak opposing interest.
- Strong continuation.

Triggers on imbalance reload with thin prints.

Order Flows Trader (6E 12-24 (1 Minute))
 11/27/2024 07:48:00 - 11/27/2024 08:02:00

ORDERFLOWS.COM


48. Imbalance Reload + Thin Prints



Order Flows Trader (ES 12-24 (1 Minute))
 11/26/2024 13:03:00 - 11/26/2024 13:19:00

ORDERFLOWS.COM

48. Imbalance Reload + Thin Prints



Delta	9	1679	-285	-333	-94	-380	-337	252	175	-133	16	-159	-53	-335	-258	-146
Max. Delta	9	1712	71	38	129	12	46	280	189	21	88	15	29	30	33	2
Min. Delta	6	-63	-412	-333	-179	-384	-356	-122	0	-183	0	-196	-79	-435	-266	-383
Cum. Delta	0	359	74	-259	-353	-733	-1070	-818	-643	-776	-760	-919	-972	-1307	-1565	-1711
Volume	7	3853	2089	1435	2040	1440	1919	2724	1785	1421	774	1603	1269	2389	2040	4552

13:05

13:10

13:15

343 336

49. Price Action Divergence + Vertical Liquidity

Vertical liquidity volume is market dependent.

Explanation: Multiple reversal signals with fast moves:

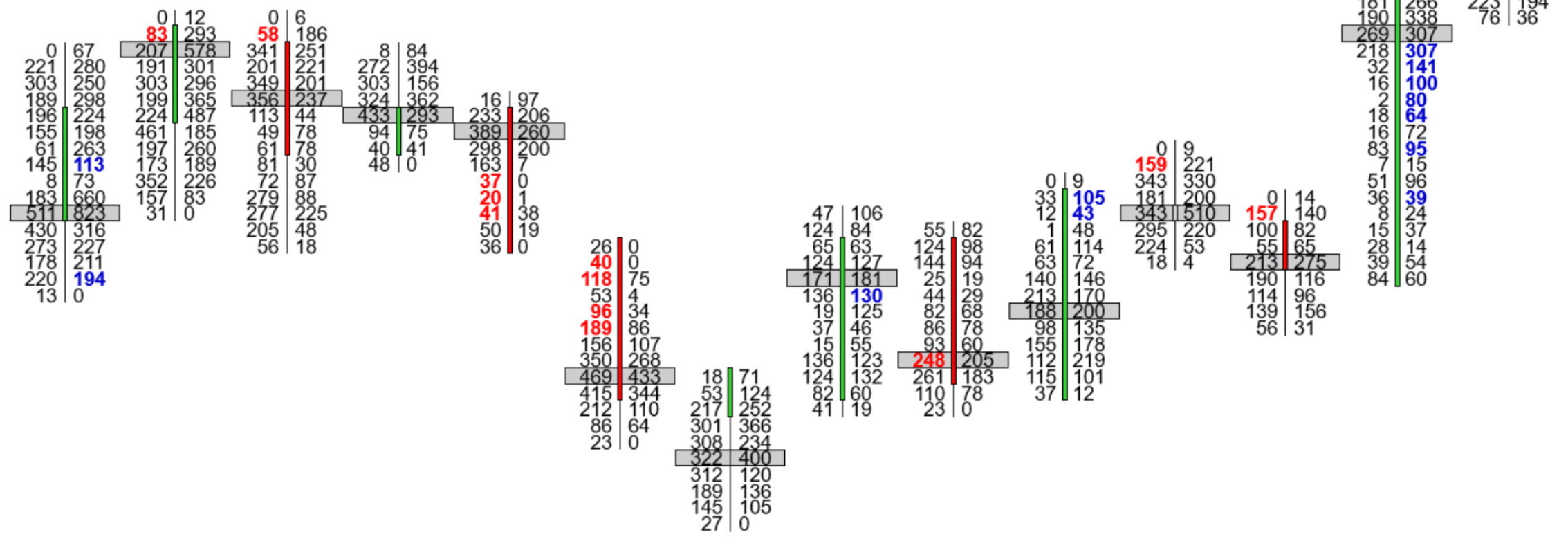
- Price/momentum divergence.
- Aggressive price action.
- Strong reversal setup on a bar basis.

Triggers on divergence with vertical moves.

Order Flows Trader (ES 12-24 (1 Minute))
 11/26/2024 09:30:00 - 11/26/2024 09:43:00

ORDERFLOWS.COM

49. Price Action Divergence + Vertical Liquidity

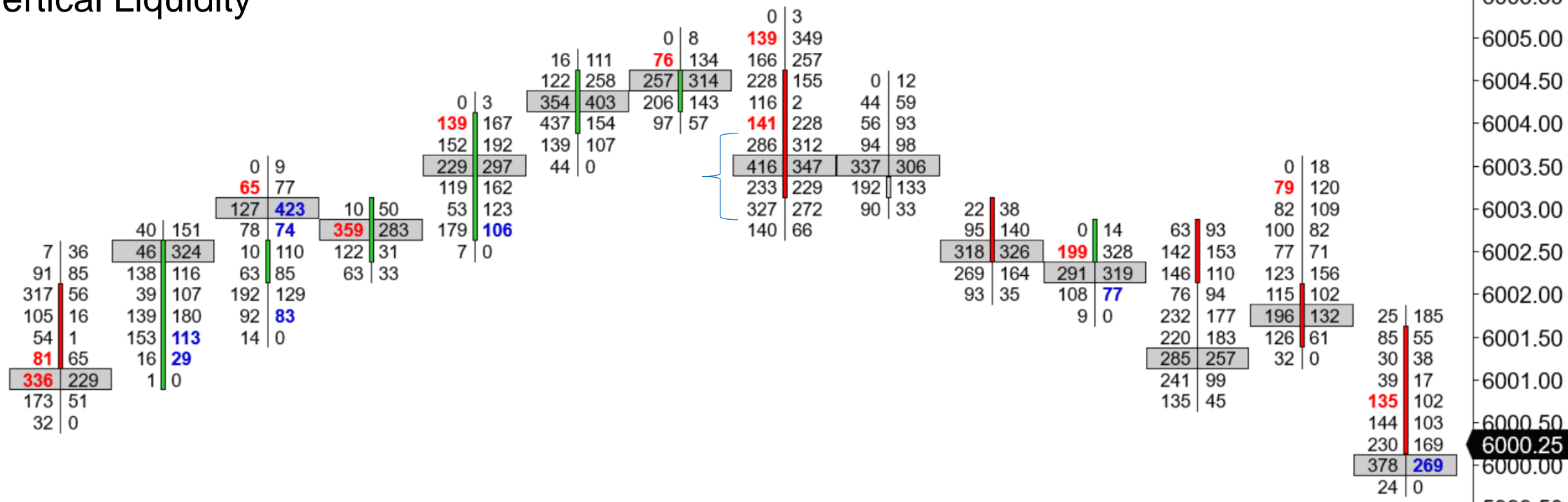


Delta	697	-700	-117	-455	-708	-84	130	-301	324	-16	-49	985	255
Max. Delta	710	25	173	12	0	16	232	8	326	176	11	1006	341
Min. Delta	-168	-795	-150	-455	-753	-348	-46	-394	-35	-64	-172	-39	-104
Cum. Delta	-2827	-3527	-3644	-4099	-4807	-4891	-4761	-5062	-4738	-4754	-4803	-3818	-3563
Volume	5853	4296	2927	2111	3758	3700	2372	2289	2780	3110	1999	3753	5777

Order Flows Trader (ES 12-24 (1 Minute))
 11/25/2024 12:10:00 - 11/25/2024 12:23:00

ORDERFLOWS.COM

49. Price Action Divergence + Vertical Liquidity



Delta	448	349	-157	172	-79	20	28	-79	-94	131	-329	-79	-152
Max. Delta	470	499	11	250	149	56	260	22	0	141	23	106	147
Min. Delta	-1	-103	-177	-39	-156	-46	-389	-151	-194	-28	-424	-98	-183
Cum. Delta	878	1227	1070	1242	1163	1183	1211	1132	1038	1169	840	761	609
Volume	1592	1631	951	1928	2145	1292	4412	1547	1500	1345	2751	1781	2028

50. Open POC + Market Sweep

Market has to be easy to see sweeps.

Explanation: New key level with big order present:

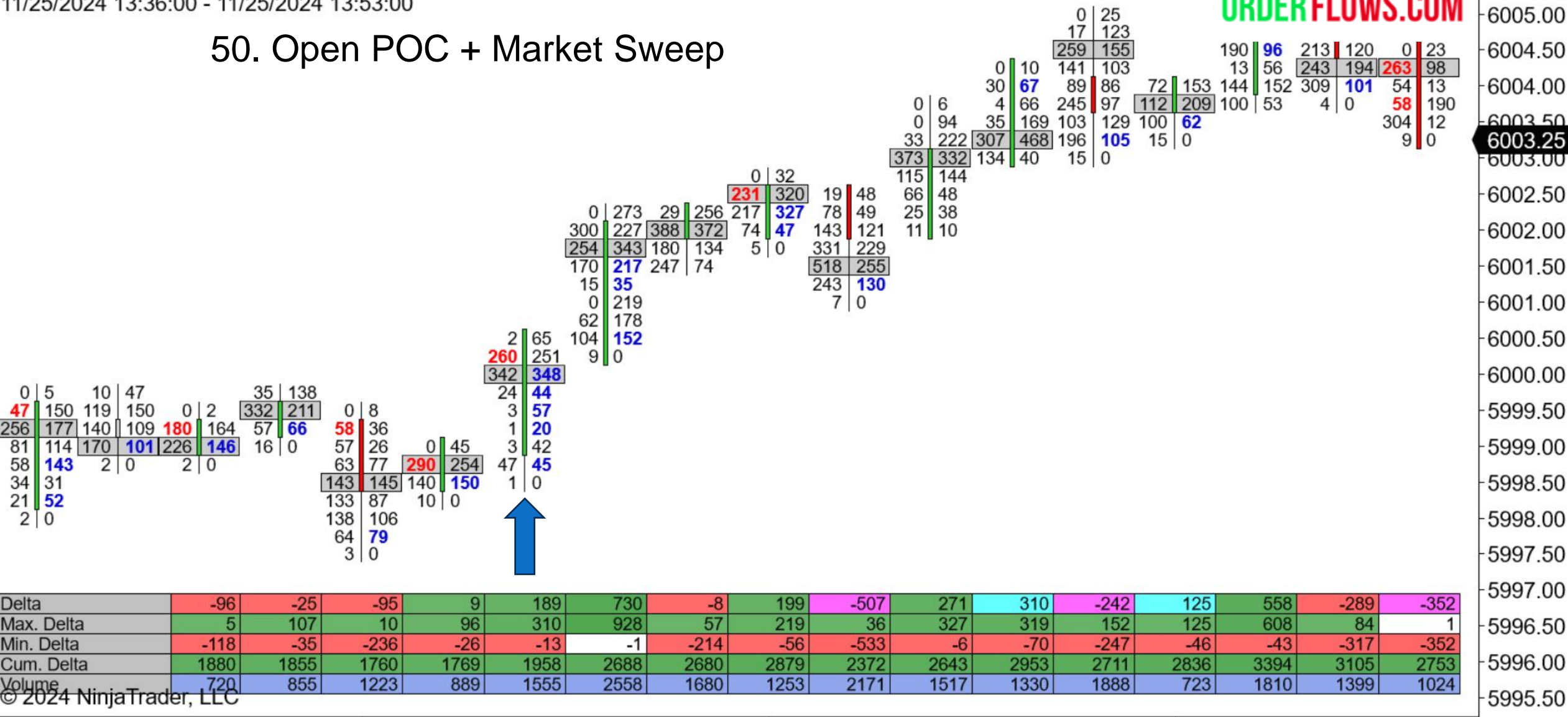
- Clear volume movement away to new level.
- Big order trading.
- Fast movement in market.

Triggers at Open POC during or after sweep.

Order Flows Trader (ES 12-24 (1 Minute))
 11/25/2024 13:36:00 - 11/25/2024 13:53:00

50. Open POC + Market Sweep

ORDERFLOWS.COM



13:40

13:45

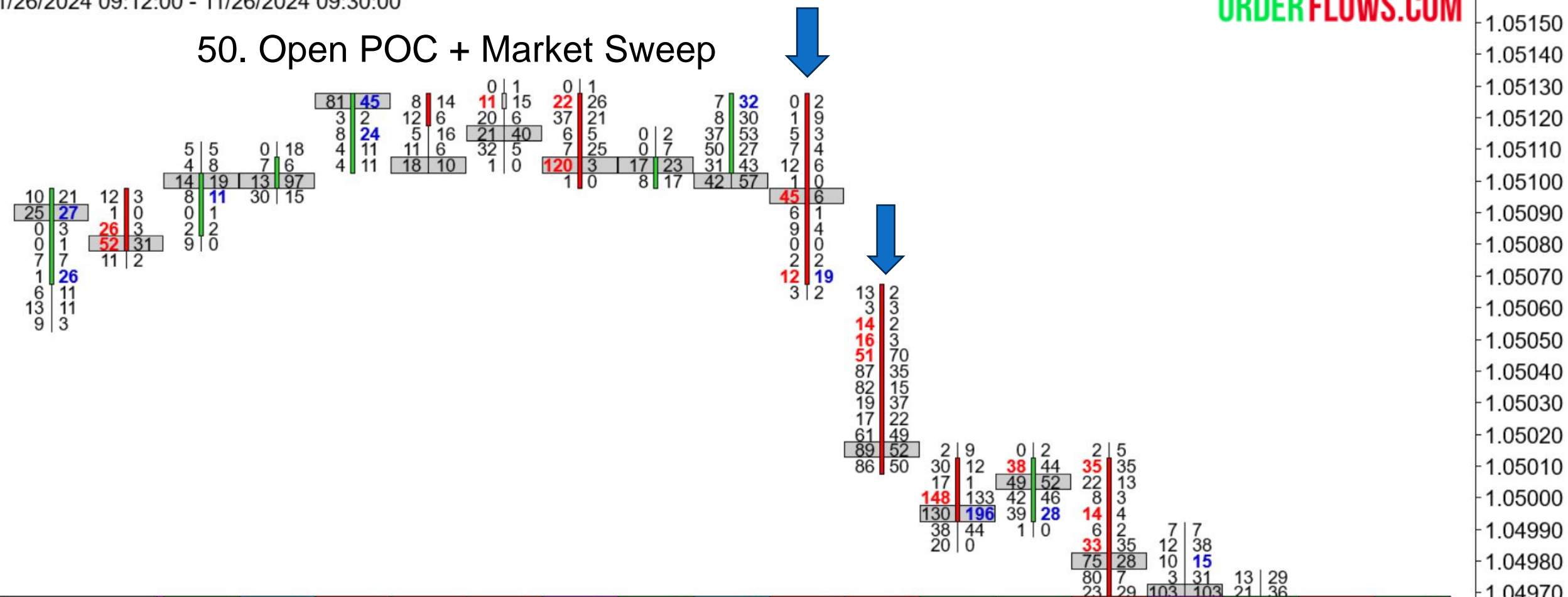
13:50

6005.50
6005.00
6004.50
6004.00
6003.50
6003.25
6003.00
6002.50
6002.00
6001.50
6001.00
6000.50
6000.00
5999.50
5999.00
5998.50
5998.00
5997.50
5997.00
5996.50
5996.00
5995.50

Order Flows Trader (6E 12-24 (1 Minute))
 11/26/2024 09:12:00 - 11/26/2024 09:30:00

ORDERFLOWS.COM

50. Open POC + Market Sweep



Delta	4	86	-7	-2	-18	-112	24	67	-45	-198	10	3	-203	-60	49	-8	33
Max. Delta	6	89	61	7	2	8	31	69	12	0	18	18	21	85	62	12	66
Min. Delta	-10	-9	-11	-10	-50	-112	-3	-51	-53	-214	-131	-27	-215	-63	-8	-45	-3
Cum. Delta	2317	2403	2396	2394	2376	2264	2288	2355	2310	2112	2122	2125	1922	1862	1911	1903	1936
Volume	88	186	193	106	152	274	74	417	161	878	780	341	605	576	401	204	195

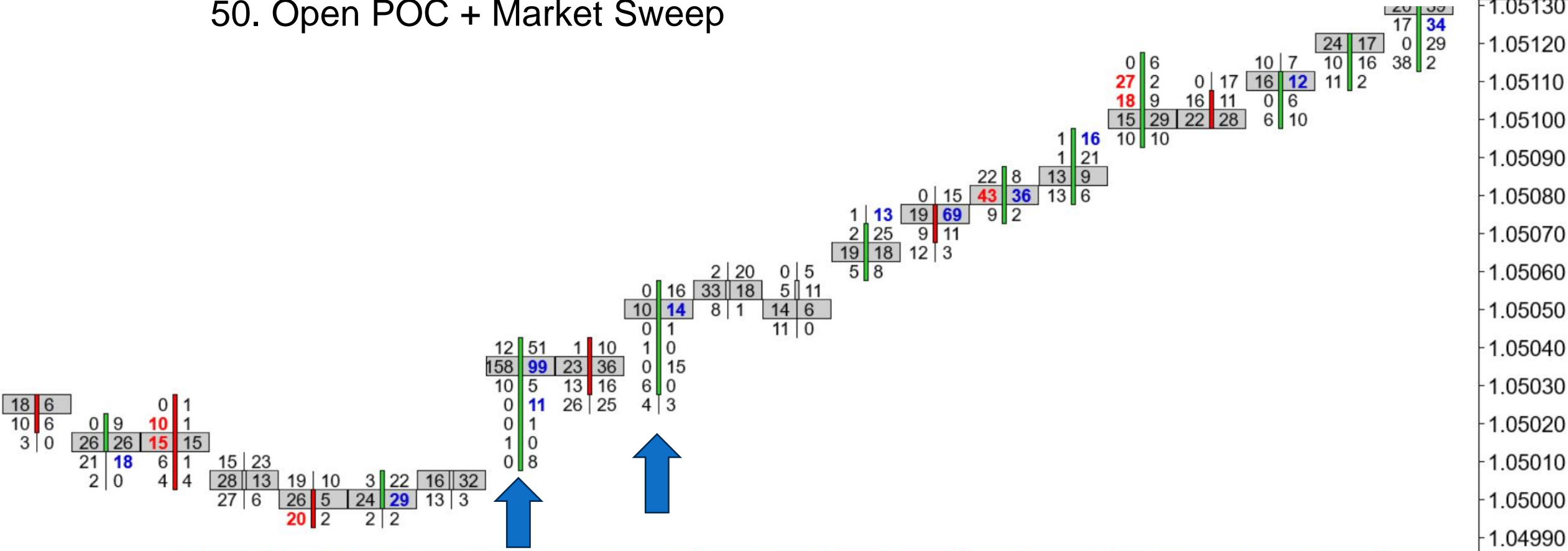
09:15 09:20 09:25 09:30

1.04950

Order Flows Trader (6E 12-24 (1 Minute))
 11/25/2024 12:19:00 - 11/25/2024 12:39:00

ORDERFLOWS.COM

50. Open POC + Market Sweep



Delta	-13	-28	-48	24	6	-6	24	28	-4	-8	37	58	-28	24	-14	18	3	-10	44
Max. Delta	1	13	3	25	6	70	31	30	0	1	38	61	7	25	19	20	18	1	47
Min. Delta	-17	-28	-50	-4	-6	-14	-7	-7	-25	-15	-1	0	-32	-6	-15	-2	0	-15	-37
Cum. Delta	958	930	882	906	912	906	930	958	954	946	983	1041	1013	1037	1023	1041	1044	1034	1078
Volume	57	112	82	82	64	356	150	70	82	52	91	138	120	80	126	94	67	80	196

51. Aligned POC + Volume Imbalance (2 or 3)

Explanation: Multiple bar volume confirmation with flow:

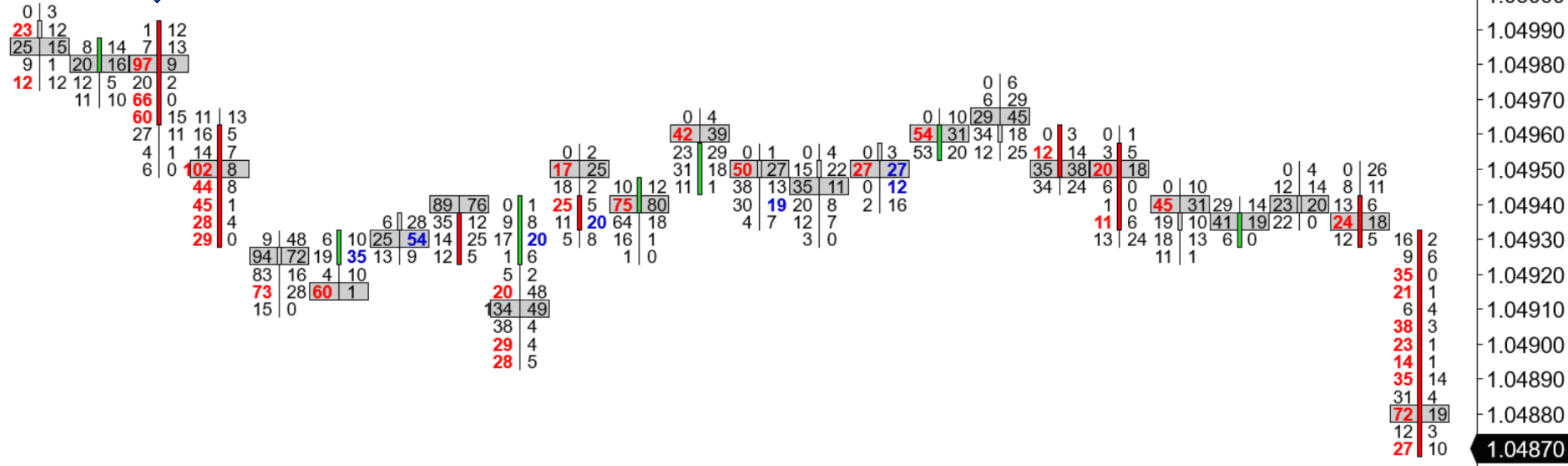
- Strong support/resistance.
- Clear institutional participation.
- Aggressive trading coming in.

Triggers when POCs align with imbalance.

Order Flows Trader (6E 12-24 (1 Minute))
 11/25/2024 10:21:00 - 11/25/2024 10:44:00

ORDERFLOWS.COM

51. Aligned POC + Volume Imbalance (2 or 3)

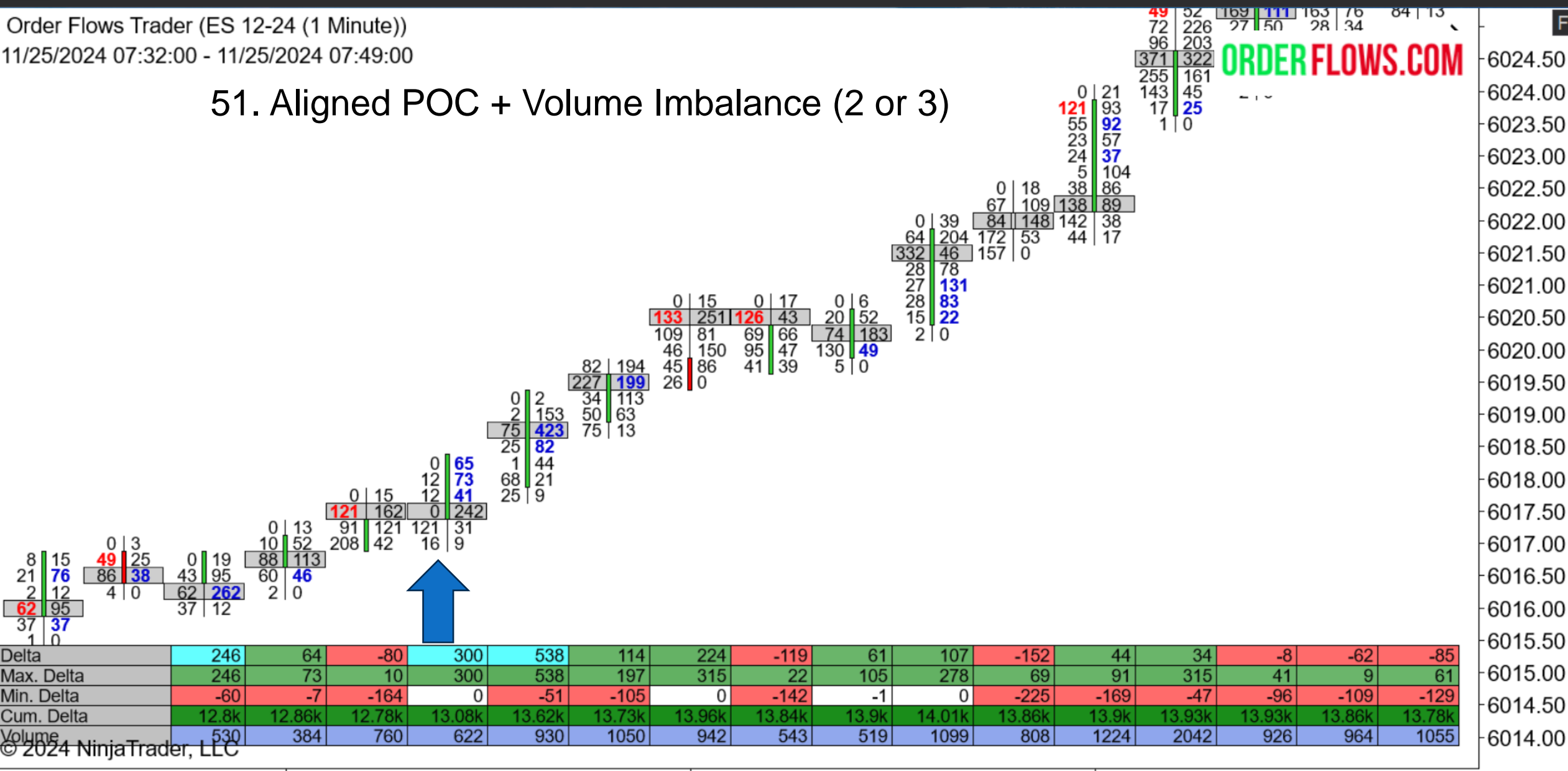


Delta	225	-243	-110	-33	47	-32	-134	-14	-55	-16	-55	-33	29	-46	42	-2	0	-28	-43	-19	9	-271
Max. Delta	12	6	0	3	47	11	4	19	6	18	0	13	29	5	53	13	9	15	1	12	34	0
Min. Delta	227	-243	-167	-65	-4	-49	-155	-30	-58	-23	-65	-43	-19	-46	-16	-15	-19	-39	-45	-19	-1	-271
Cum. Delta	013	1770	1660	1627	1674	1642	1508	1494	1439	1423	1368	1335	1364	1318	1360	1358	1358	1330	1287	1268	1277	1006
Volume	351	335	438	145	135	268	428	138	277	198	189	137	87	168	204	160	108	158	109	95	123	407

Order Flows Trader (ES 12-24 (1 Minute))
 11/25/2024 07:32:00 - 11/25/2024 07:49:00

51. Aligned POC + Volume Imbalance (2 or 3)


ORDERFLOWS.COM



Order Flows Trader (ES 12-24 (1 Minute))
 11/25/2024 13:47:00 - 11/25/2024 14:04:00

ORDERFLOWS.COM

51. Aligned POC + Volume Imbalance (2)



Delta	-242	125	558	-289	-352	-56	-566	0	-114	-35	-476	-5	-628	-70	-353	-300
Max. Delta	152	125	608	84	1	91	8	131	32	29	13	75	2	78	0	0
Min. Delta	-247	-46	-43	-317	-352	-63	-586	-152	-126	-245	-476	-23	-653	-125	-383	-435
Cum. Delta	2711	2836	3394	3105	2753	2697	2131	2131	2017	1982	1506	1501	873	803	450	150
Volume	1888	723	1810	1399	1024	1382	1554	1868	1136	1669	1408	717	2676	1656	1659	2936

52. Delta Breakout (25, 50, 200) + Exhaustion Prints (5)

Explanation: Strong move reaching climax:

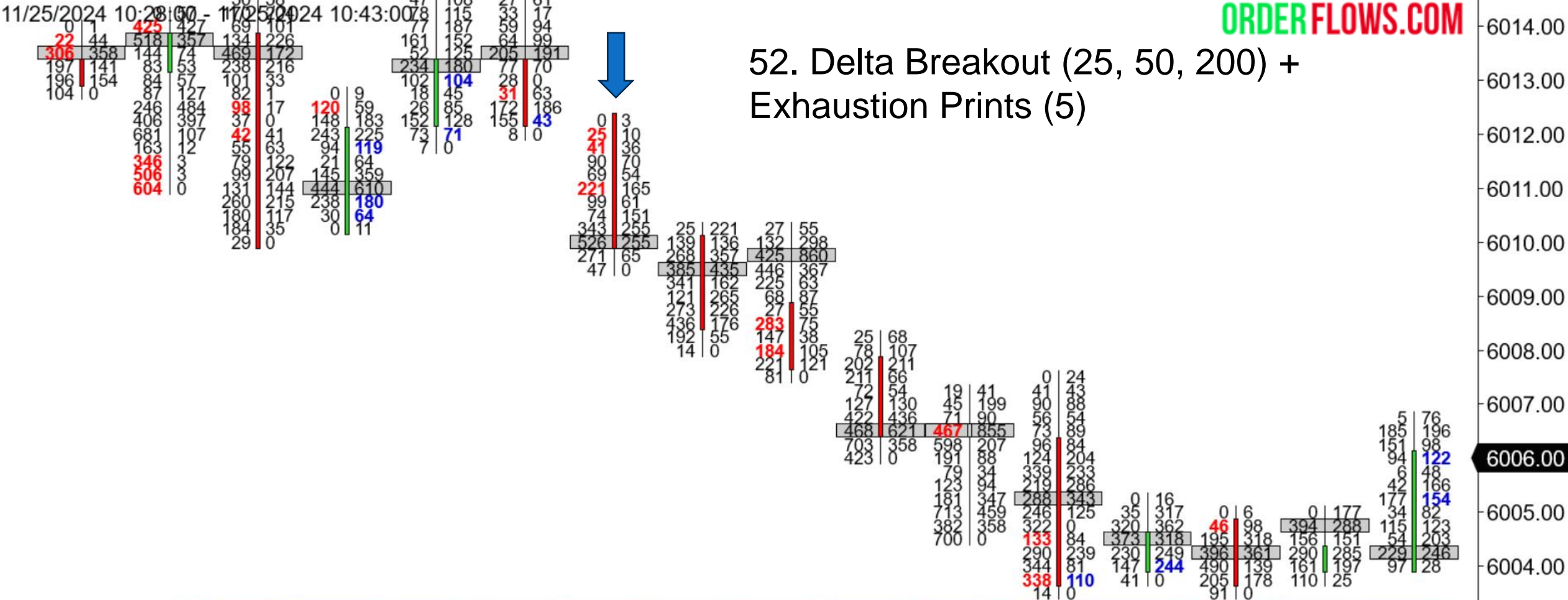
- Clear directional pressure.
- Exhaustion signals.
- Potential reversal.

Triggers on delta break with exhaustion.

Order Flows Trader (ES12-24 (1 Minute))

ORDERFLOWS.COM

52. Delta Breakout (25, 50, 200) + Exhaustion Prints (5)

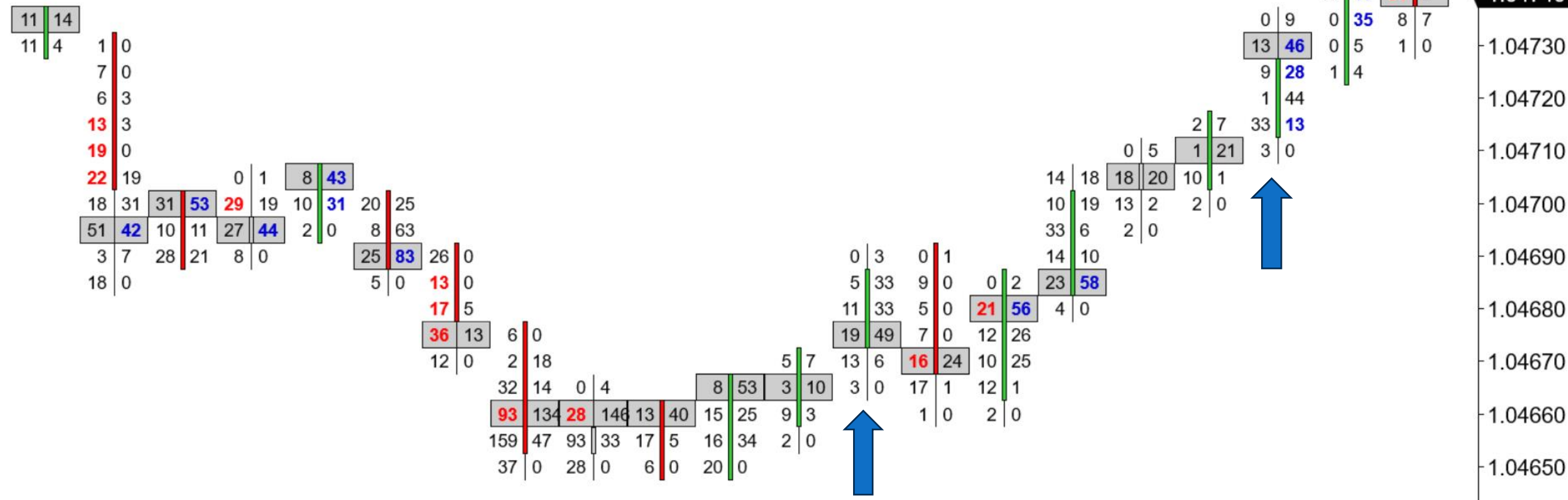


Delta	2135	-524	400	273	-35	-681	-161	-142	-680	-797	-926	360	-323	12	353
Max. Delta	119	133	597	417	166	3	210	566	45	220	162	465	12	222	488
Min. Delta	2561	-532	0	-22	-37	-688	-285	-159	-757	-1306	-931	-24	-364	-55	-67
Cum. Delta	7168	6644	7044	7317	7282	6601	6440	6298	5618	4821	3895	4255	3932	3944	4297
Volume	6451	4522	3366	2327	1683	2931	4227	4390	4782	6341	5100	2652	2523	2234	2731

Order Flows Trader (6E 12-24 (1 Minute))
 11/26/2024 12:27:00 - 11/26/2024 12:47:00

ORDER FLOWS.COM

52. Delta Breakout (25, 50, 200) + Exhaustion Prints (5)

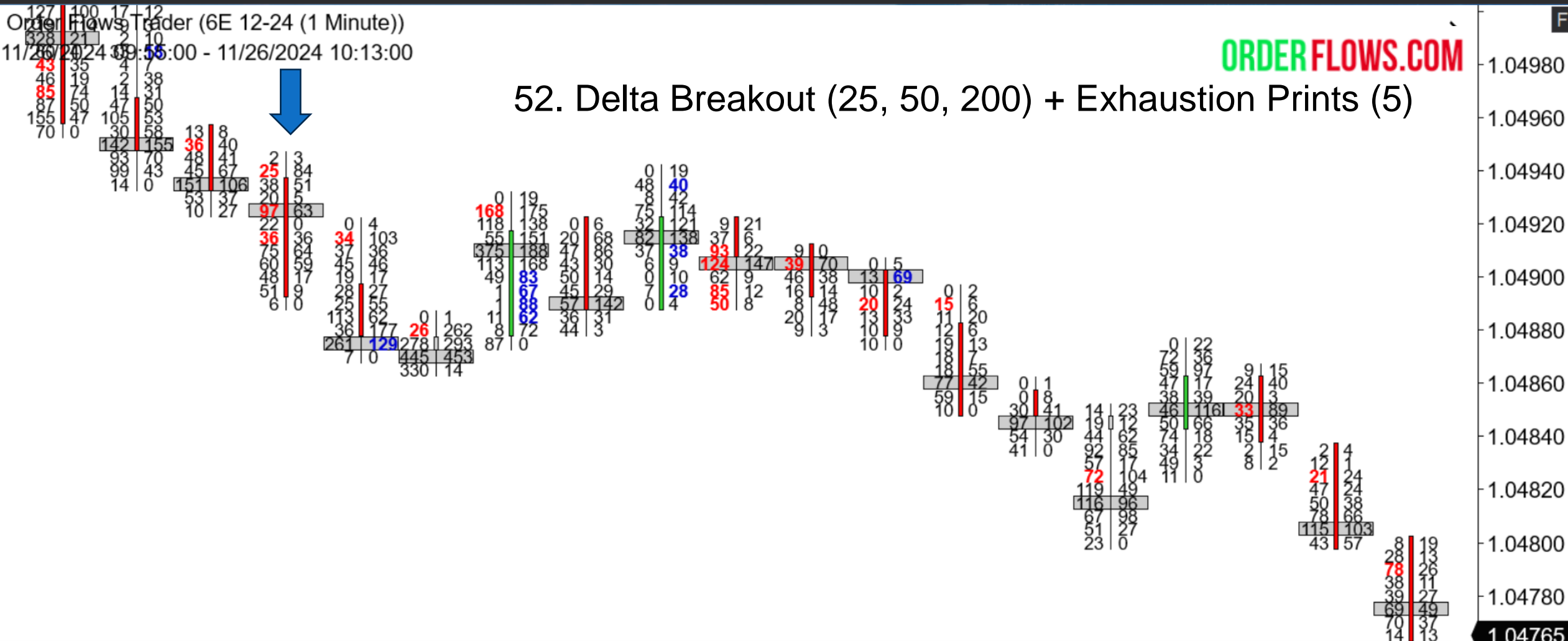


Delta	16	0	54	113	-86	-116	34	9	53	1	73	-29	53	13	-6	14	81	8	-39
Max. Delta	28	25	58	121	0	0	43	24	69	6	81	1	82	36	10	15	97	86	7
Min. Delta	-11	-21	-2	-14	-87	-187	-50	0	-13	-9	-4	-40	-9	0	-7	-8	-31	0	-40
Cum. Delta	816	816	870	983	897	781	815	824	877	878	951	922	975	988	982	996	1077	1085	1046
Volume	154	128	94	229	122	542	332	81	171	39	175	81	167	209	60	44	199	210	75

Order Flows Trader (6E 12-24 (1 Minute))
 11/26/2024 09:55:00 - 11/26/2024 10:13:00

ORDERFLOWS.COM

52. Delta Breakout (25, 50, 200) + Exhaustion Prints (5)



Delta	-30	-89	51	-56	225	67	268	-235	43	66	-73	-40	-101	-44	58	-51	-164
Max. Delta	31	77	97	62	459	101	275	16	69	78	23	8	0	90	65	2	4
Min. Delta	-52	-126	-198	-281	-24	-42	0	-317	-35	0	-80	-93	-205	-45	-17	-173	-190
Cum. Delta	-281	-370	-319	-375	-150	-83	185	-50	-7	59	-14	-54	-155	-199	-141	-192	-356
Volume	682	871	1261	2102	2197	751	858	685	337	218	405	404	1247	916	350	685	670

53. Market Weakness (2,3) + Thin Prints (3)

Explanation: Trend weakness with poor acceptance:

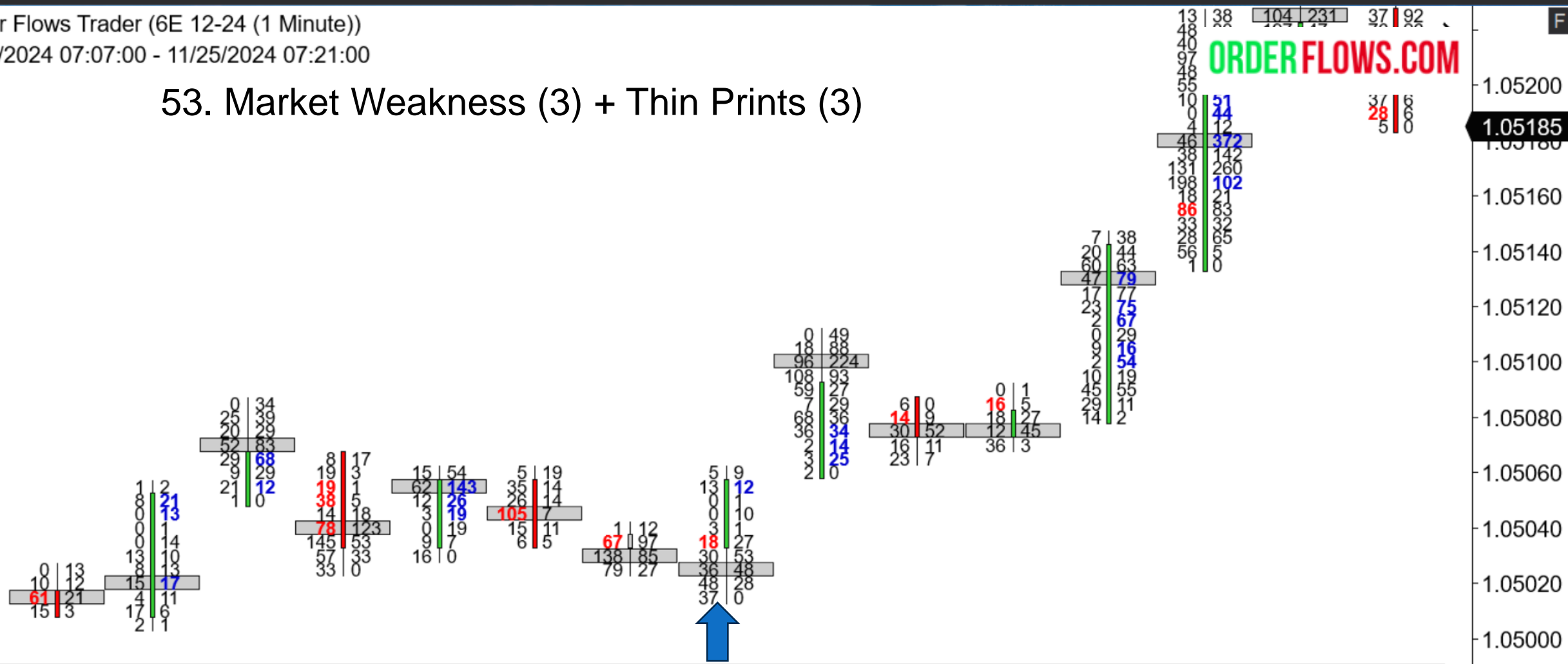
- Internal weakness signals.
- Weak opposing interest.
- Reversal potential just starting.

Triggers on weakness with thin prints.

Order Flows Trader (6E 12-24 (1 Minute))
 11/25/2024 07:07:00 - 11/25/2024 07:21:00

53. Market Weakness (3) + Thin Prints (3)

ORDERFLOWS.COM



Delta	41	137	-158	151	-122	-64	-1	220	-10	-1	344	746	-51	-137
Max. Delta	50	189	1	151	20	2	10	299	0	18	353	771	41	69
Min. Delta	-11	-1	-186	-20	-132	-77	-51	-2	-36	-27	-20	-35	-78	-137
Cum. Delta	4906	5043	4885	5036	4914	4850	4849	5069	5059	5058	5402	6148	6097	5960
Volume	177	451	664	385	262	506	379	1018	168	163	914	2646	1167	619

07:10

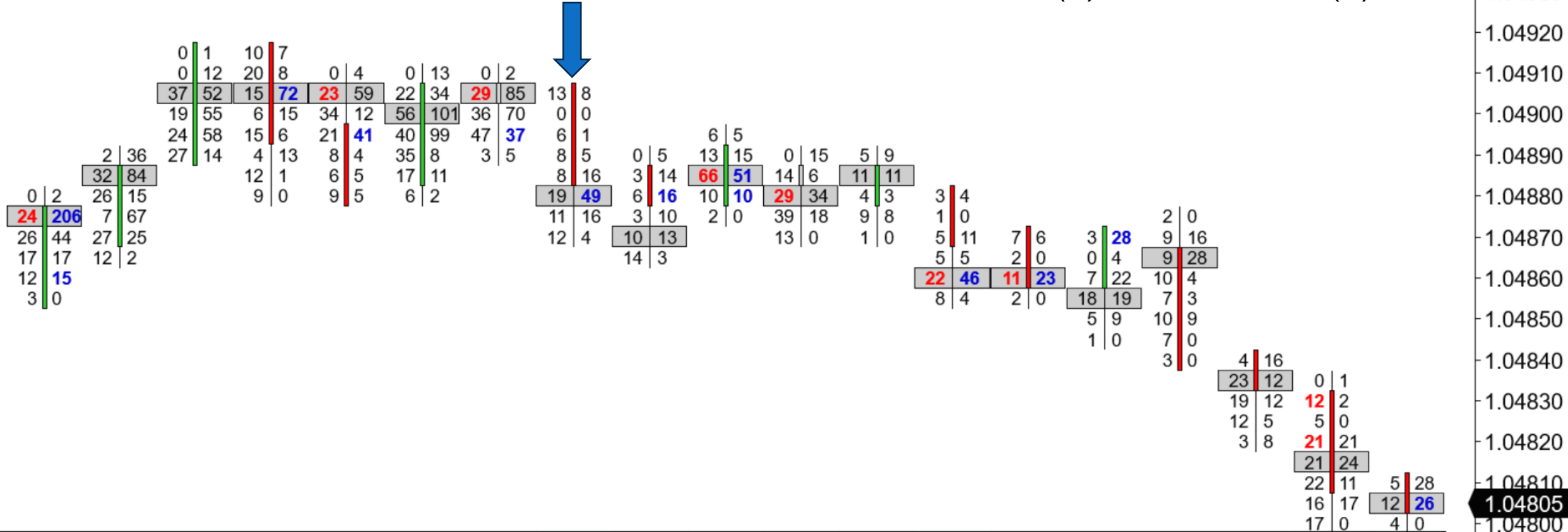
07:15

07:20

Order Flows Trader (6E 12-24 (1 Minute))
 11/25/2024 03:10:00 - 11/25/2024 03:28:00

ORDERFLOWS.COM

53. Market Weakness (3) + Thin Prints (3)

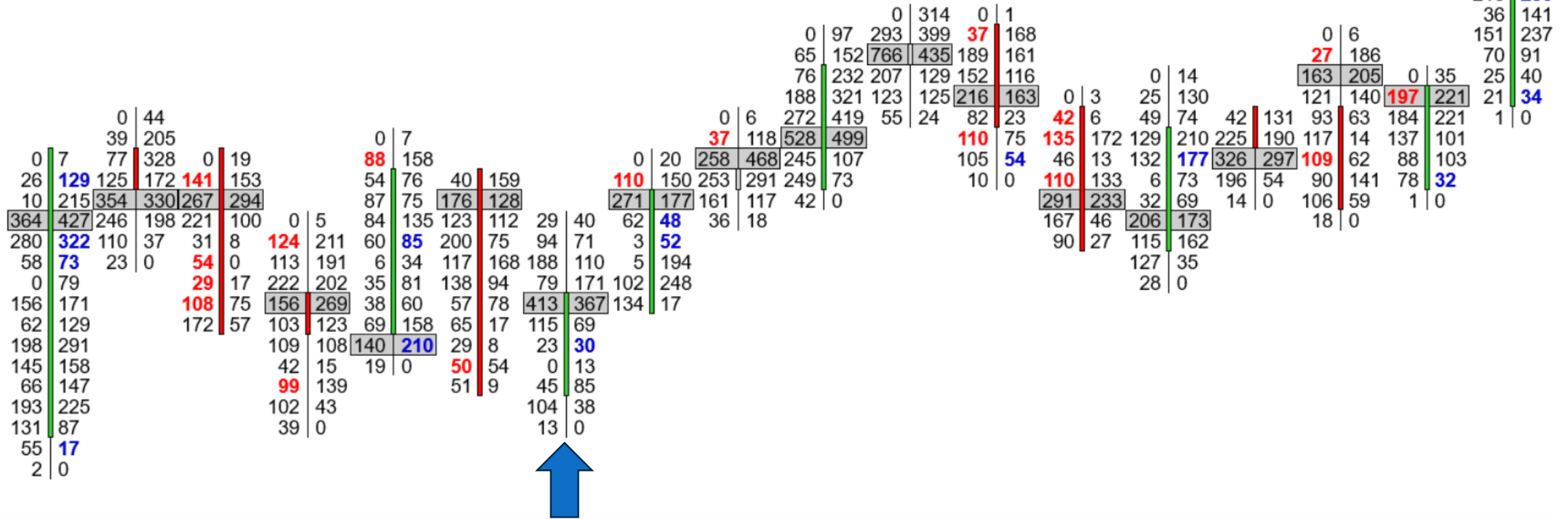


Delta	85	31	29	92	84	22	25	-16	-22	1	26	7	48	3	-8	-38	33
Max. Delta	85	36	66	99	93	22	27	31	28	2	26	10	51	33	8	0	34
Min. Delta	0	-29	0	-21	-2	-21	-2	-20	-30	-9	-22	-4	-19	0	-26	-60	0
Cum. Delta	3276	3307	3336	3428	3512	3534	3559	3543	3521	3522	3548	3555	3603	3606	3598	3560	3593
Volume	299	213	231	444	314	176	97	178	168	61	114	51	116	117	114	190	75

Order Flows Trader (ES 12-24 (1 Minute))
 11/26/2024 10:22:00 - 11/26/2024 10:39:00

ORDERFLOWS.COM

53. Market Weakness (2) + Thin Prints (3)



Delta	0	-300	197	399	-144	-109	219	273	235	-18	-140	-248	268	-131	32	28	776
Max. Delta	1	1	284	453	73	203	335	284	342	79	104	15	312	28	295	75	1041
Min. Delta	1	-312	-75	-25	-161	-139	-30	-65	-97	-345	-170	-251	-110	-184	-14	-41	-7
Cum. Delta	0	-4540	-4343	-3944	-4088	-4197	-3978	-3705	-3470	-3488	-3628	-3876	-3608	-3739	-3707	-3679	-2903
Volume	8	1746	2415	1759	1948	2097	1593	1763	3565	2870	1662	1514	1966	1475	1720	1398	3160

10:25 10:30 10:35

6029.50
6029.00
6028.75
6028.50
6028.00
6027.50
6027.00
6026.50
6026.00
6025.50
6025.00
6024.50
6024.00
6023.50
6023.00
6022.50
6022.00
6021.50
6021.00
6020.50

54. Momentum Strength + Delta Tail

Explanation: Strong trend with aggressive moves:

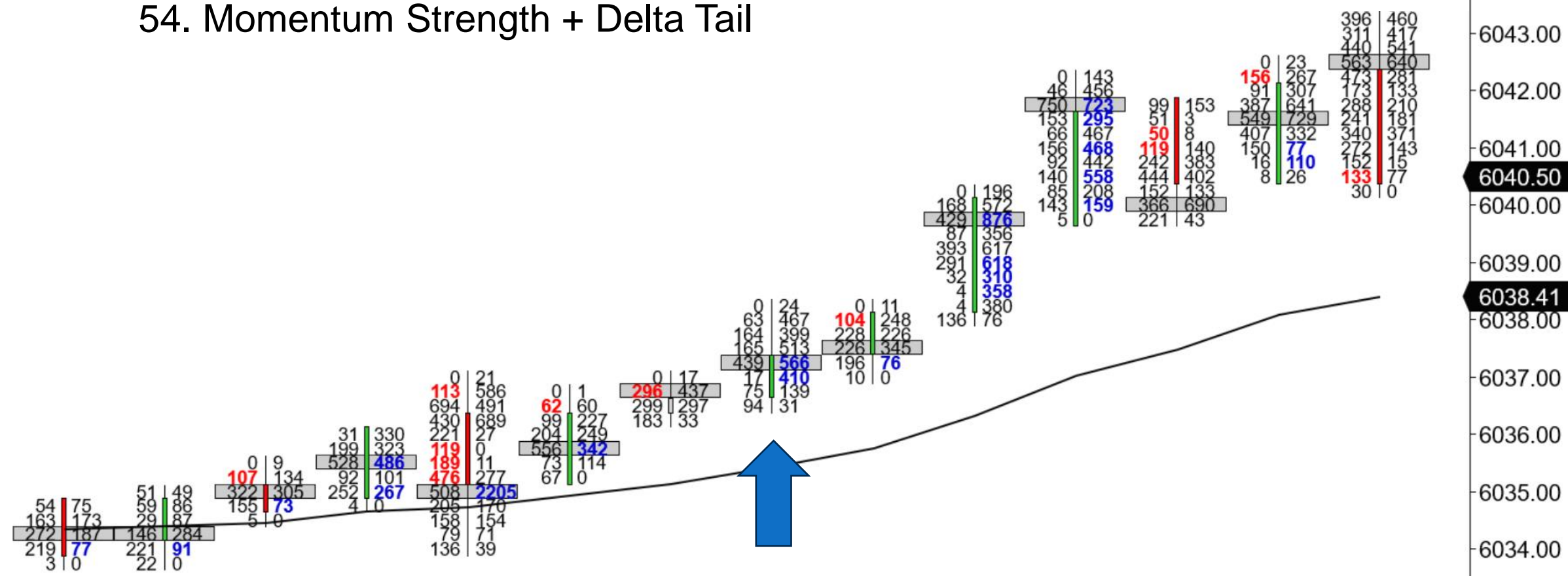
- Clear directional momentum.
- Strong counter flow.
- Continuation confirmation.

Triggers on momentum with delta tails.

Order Flows Trader (ES 12-24 (1 Minute)), EMA(ES 12-24 (1 Minute),14)
 11/26/2024 14:38:00 - 11/26/2024 14:51:00

ORDERFLOWS.COM

54. Momentum Strength + Delta Tail



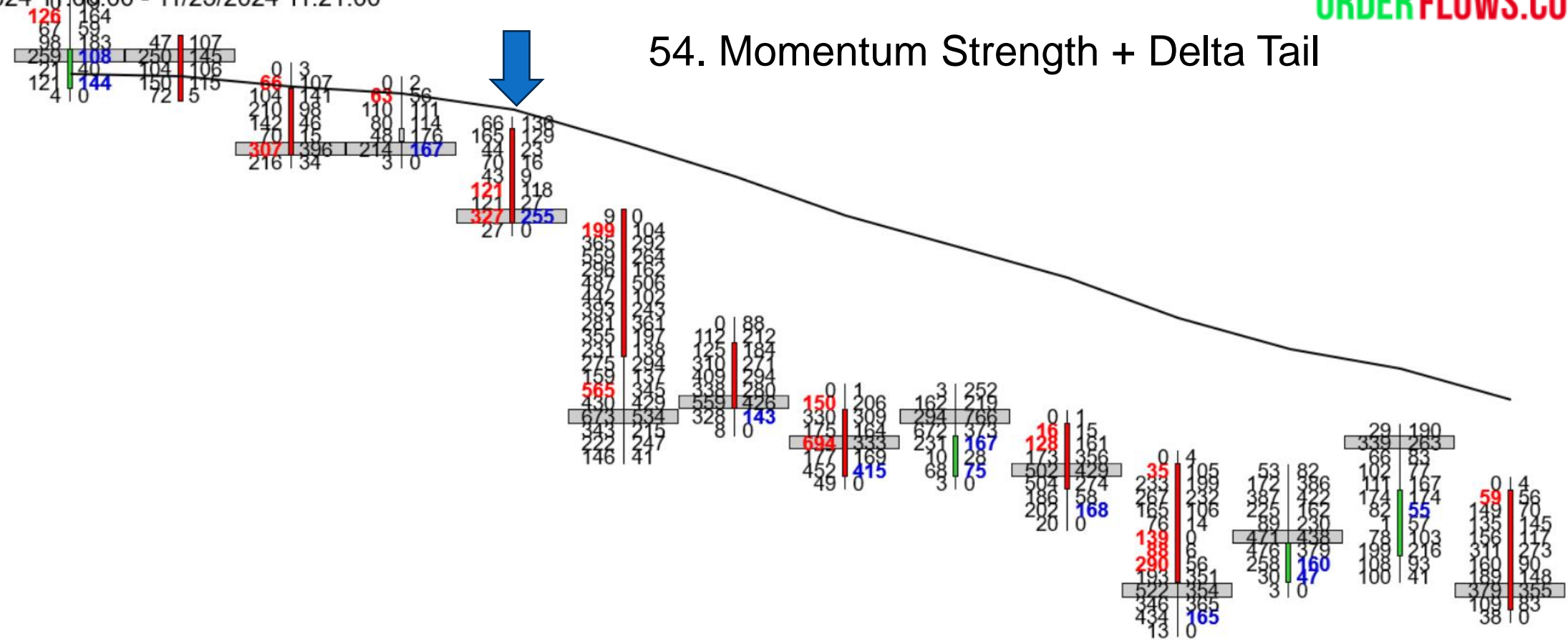
Delta	9	69	-68	401	1413	-68	6	1532	142	2815	2283	211	748	610
Max. Delta	0	128	17	404	1421	101	106	1729	197	2885	2529	254	748	1428
Min. Delta	6	-144	-166	-8	-500	-205	-121	-53	-98	-38	-1	-205	0	-114
Cum. Delta	7	1006	938	1339	2752	2684	2690	4222	4364	7179	9462	9673	10.42k	11.03k
Volume	3	1125	1110	2613	8069	2054	1562	3566	1670	5903	5555	3699	4276	8736

Order Flows Trader (ES 12-24 (1 Minute)), EMA(ES 12-24 (1 Minute),14)

11/25/2024 11:08:00 - 11/25/2024 11:21:00

ORDERFLOWS.COM

54. Momentum Strength + Delta Tail



Delta	1	-145	-275	108	-271	-1819	-291	-430	437	-269	-844	142	130	-344
Max. Delta	2	50	22	188	42	0	128	78	678	8	83	455	431	1
Min. Delta	8	-145	-343	-24	-351	-2236	-306	-439	0	-542	-1041	-33	-68	-379
Cum. Delta	3	4478	4203	4311	4040	2221	1930	1500	1937	1668	824	966	1096	752
Volume	3	1101	1955	1144	1697	11.04k	4087	3624	3323	3193	4758	4470	2908	3026

11:08 11:09 11:10 11:11 11:12 11:13 11:14 11:15 11:16 11:17 11:18 11:19 11:20 11:21

55. POC Slingshot + Retail Suck

Explanation: Price rejection trapping retail:

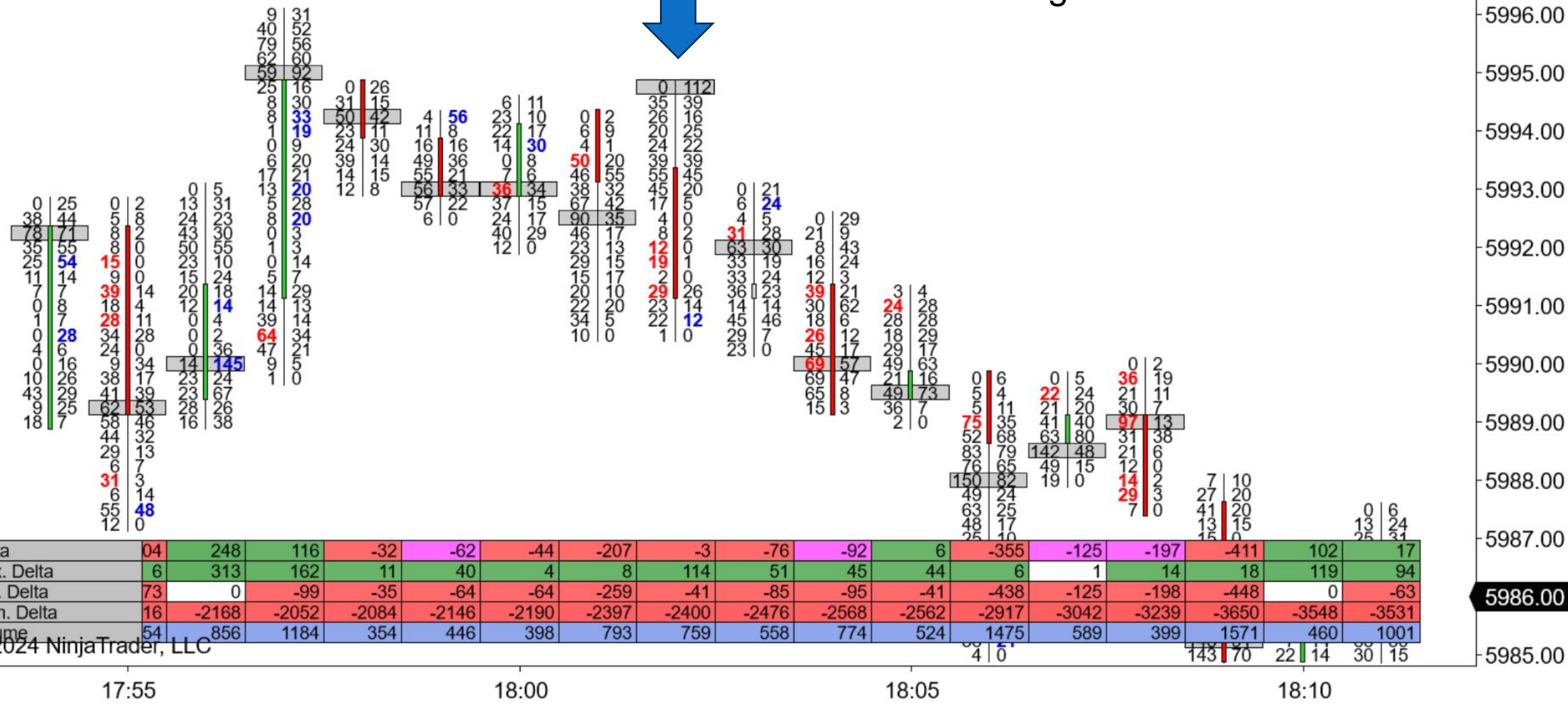
- Strong POC rejection.
- Retail getting trapped.
- Reversal off the trap and volume.

Triggers on POC rejection with retail trap.

Order Flows Trader (ES 12-24 (1 Minute))
 11/25/2024 17:54:00 - 11/25/2024 18:11:00

ORDERFLOWS.COM

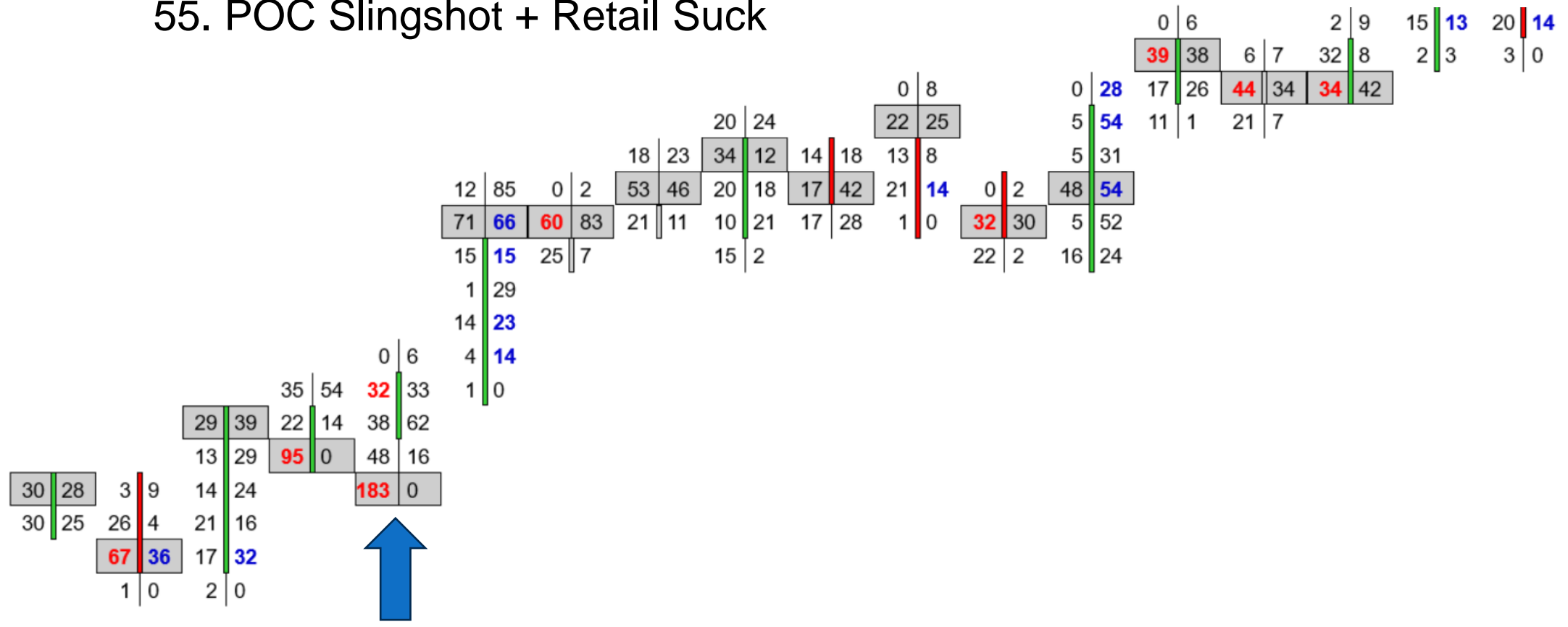
55. POC Slingshot + Retail Suck



Order Flows Trader (ES 12-24 (1 Minute))
 11/27/2024 05:29:00 - 11/27/2024 05:46:00

ORDERFLOWS.COM

55. POC Slingshot + Retail Suck



6029.50
6029.25
6029.00
6028.50
6028.00
6027.50
6027.00
6026.50
6026.00
6025.50
6025.00
6024.50
6024.00

Delta	-48	44	-84	-184	114	7	-12	-22	40	-2	-20	164	4	-23	-9	15	-4
Max. Delta	3	72	0	2	121	25	42	31	40	22	1	165	29	0	13	27	14
Min. Delta	-51	-14	-95	-219	-1	-13	-13	-22	-10	-7	-28	-4	0	-39	-25	0	-14
Cum. Delta	-3220	-3176	-3260	-3444	-3330	-3323	-3335	-3357	-3317	-3319	-3339	-3175	-3171	-3194	-3203	-3188	-3192
Volume	146	236	220	418	350	177	172	176	136	112	88	322	138	119	127	101	74

56. Orderflows Gaps + Zero Print

Explanation: Value movement with no opposition:

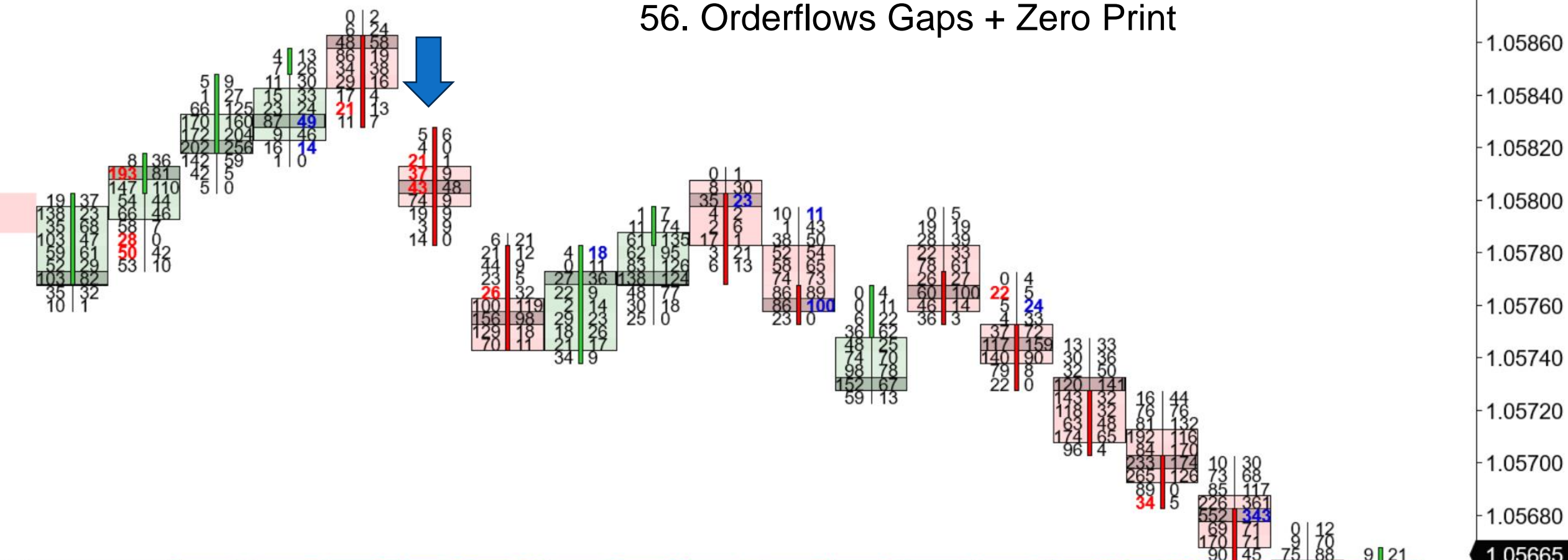
- Value moving quickly.
- No counter orders at the edge of a bar.
- Strong directional bias in the direction of new value.

Triggers when value gaps form after zero print.

Order Flows Trader (6E 12-24 (8 Range))
 11/27/2024 07:59:34.210 - 11/27/2024 08:30:04.571

ORDERFLOWS.COM

56. Orderflows Gaps + Zero Print

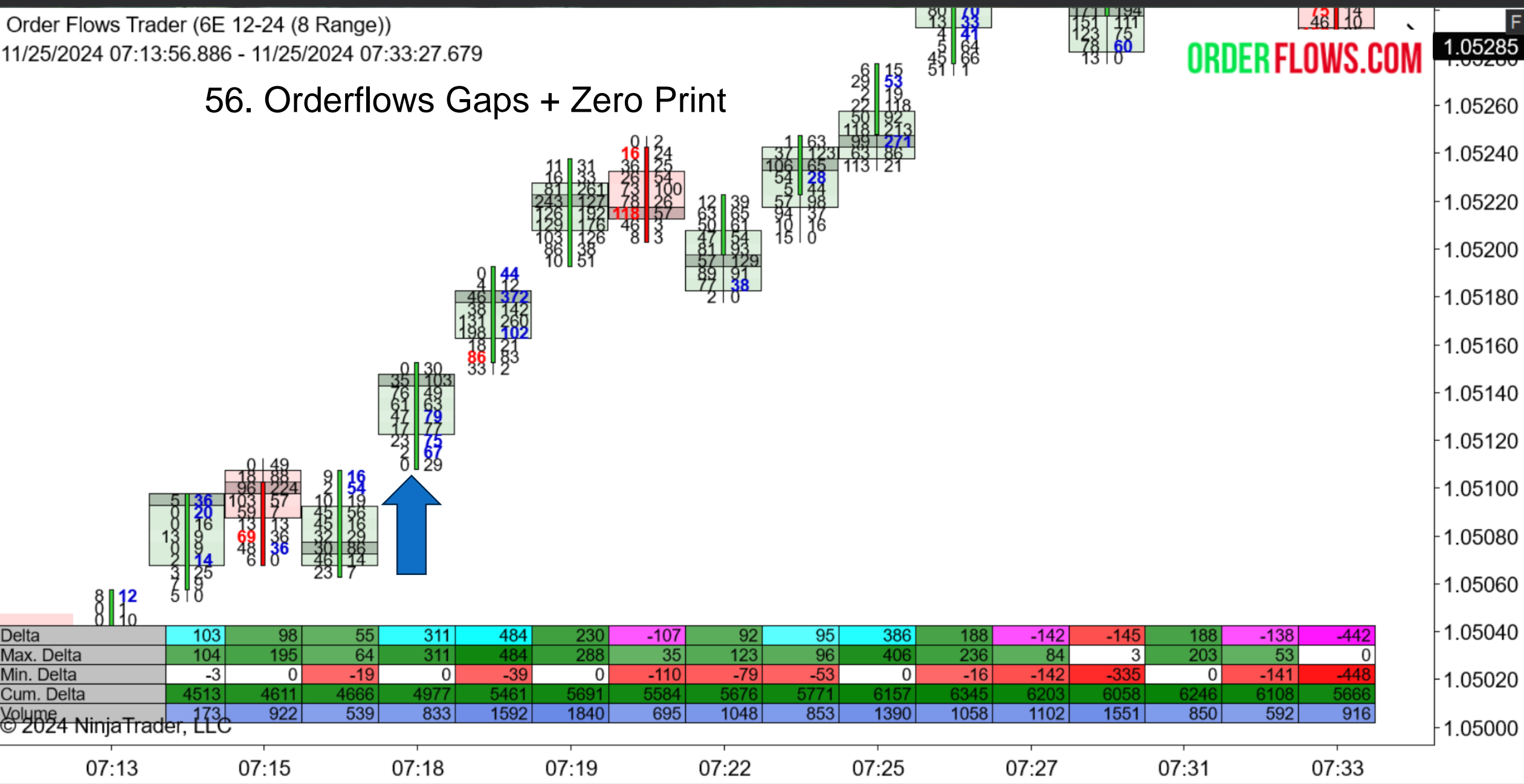


Delta	40	62	-71	-129	-250	6	197	22	57	-121	-14	-31	-348	-227	-226	97	9
Max. Delta	120	72	30	1	17	9	197	33	110	14	64	40	47	28	60	152	9
Min. Delta	-27	-34	-75	-132	-255	-33	0	-10	-12	-181	-27	-76	-352	-232	-227	-33	-76
Cum. Delta	6003	6065	5994	5865	5615	5621	5818	5840	5897	5776	5762	5731	5383	5156	4930	5027	5036
Volume	1650	408	433	311	900	320	1115	172	913	825	616	821	1230	1913	2488	2003	833

Order Flows Trader (6E 12-24 (8 Range))
 11/25/2024 07:13:56.886 - 11/25/2024 07:33:27.679

ORDERFLOWS.COM

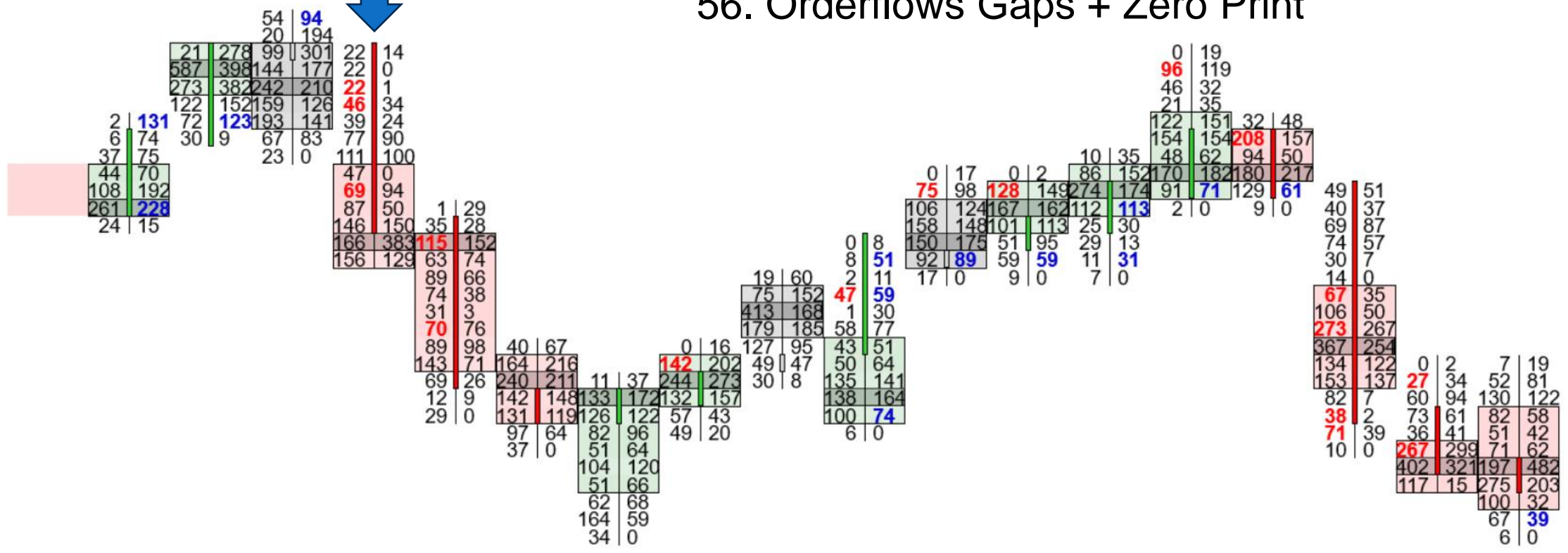
56. Orderflows Gaps + Zero Print



Order Flows Trader (ES 12-24 (30 Second))
 11/25/2024 09:44:00 - 11/25/2024 09:52:30

ORDERFLOWS.COM

56. Orderflows Gaps + Zero Print



6021.00
6020.50
6020.00
6019.50
6019.00
6018.50
6018.00
6017.50
6017.00
6016.50
6016.00
6015.50
6015.00
6014.50
6014.00
6013.50
6013.00
6012.50
6012.00
6011.50
6011.00
6010.50
6010.00

Delta	3	237	325	59	-150	-26	-14	87	-177	142	53	65	-6	75	-119	-425	-115	102
Max. Delta	7	237	326	77	51	43	58	92	190	142	117	66	24	173	24	17	50	108
Min. Delta	1	-33	-16	-265	-165	-106	-217	-34	-205	-73	-1	-25	-76	-18	-150	-427	-167	-271
Cum. Delta	0	9617	9942	10k	9851	9825	9811	9898	9721	9863	9916	9981	9975	10.05k	9931	9506	9391	9493
Volume	7	2447	2327	2079	1490	1676	1622	1335	1607	1318	1249	1095	1102	1575	1185	2729	1849	2178

09:44 09:45 09:46 09:47 09:48 09:49 09:50 09:51 09:52

57. Volume Imbalance + Delta Tail

Can also add momentum.

Explanation: Strong institutional flow with aggressive moves:

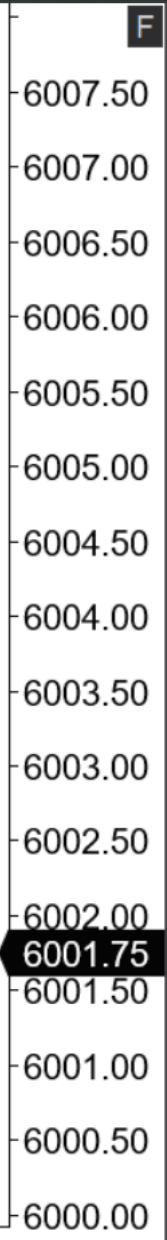
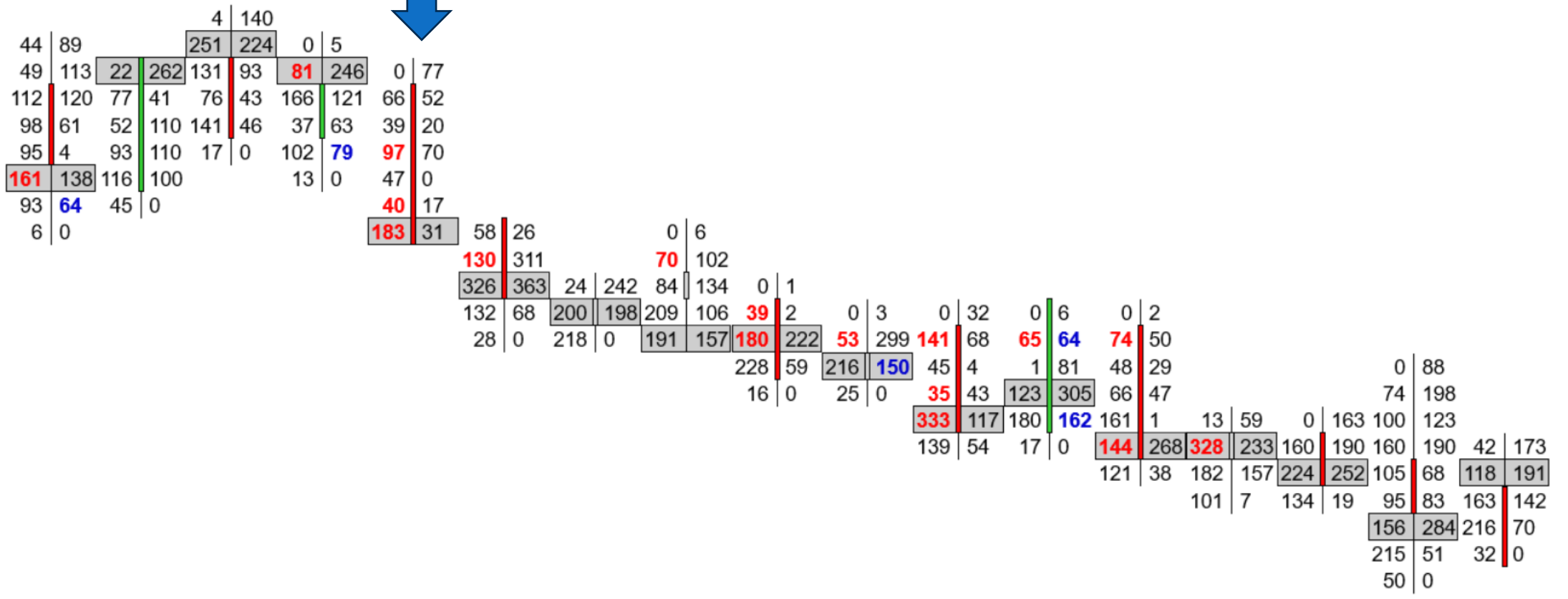
- Clear institutional participation.
- Strong counter flow.
- Direction confirmation.

Triggers on volume imbalance with delta tails.

Order Flows Trader (ES 12-24 (30 Second))
 11/25/2024 10:55:00 - 11/25/2024 11:03:00

ORDERFLOWS.COM

57. Volume Imbalance + Delta Tail



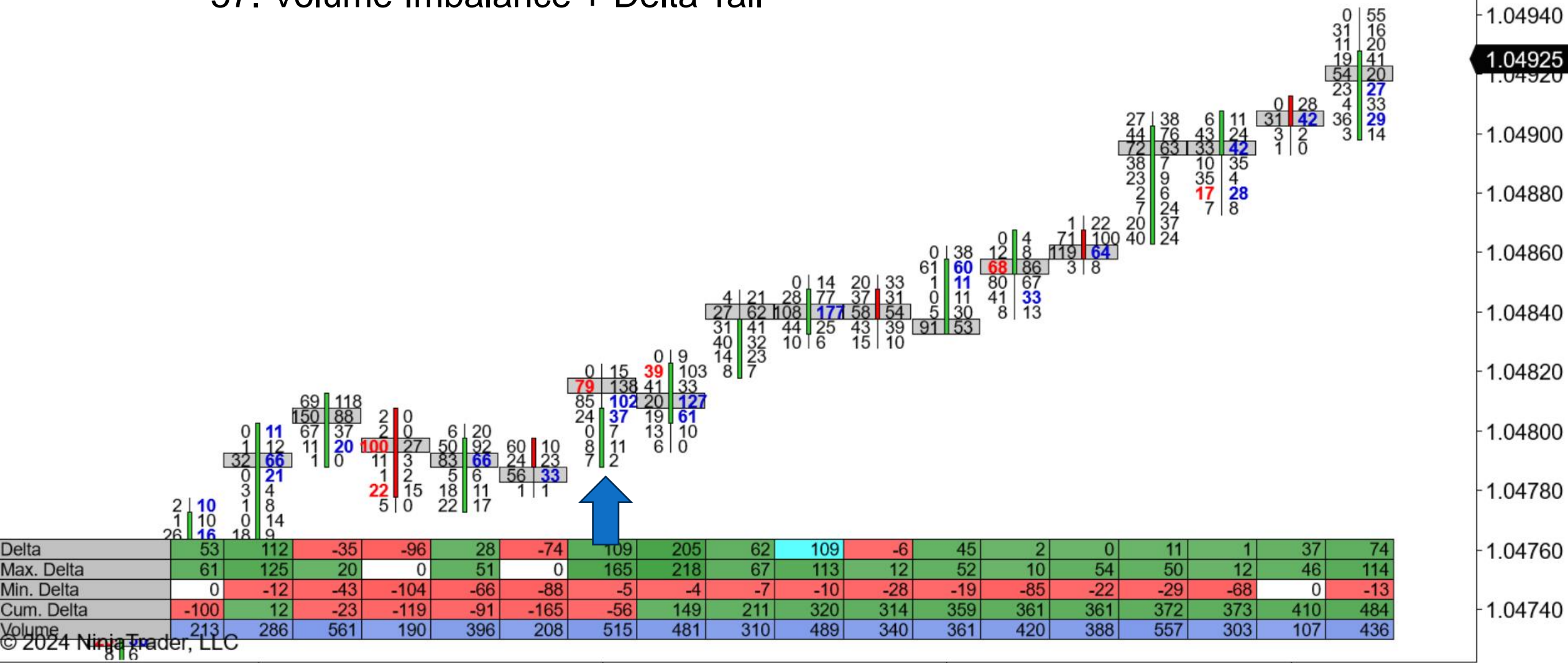
Delta	218	-74	115	-205	94	-2	-49	-179	158	-375	232	-179	-168	106	130	5
Max. Delta	221	172	195	102	117	25	67	0	184	43	274	0	8	162	311	260
Min. Delta	-70	-102	-1	-210	-119	-190	-162	-266	-20	-447	-27	-294	-254	-18	-39	-14
Cum. Delta	3917	3843	3958	3753	3847	3845	3796	3617	3775	3400	3632	3453	3285	3391	3521	3526
Volume	1028	1166	913	739	1442	882	1059	747	746	1011	1004	1049	1080	1142	2040	1147

10:55 10:56 10:57 10:58 10:59 11:00 11:01 11:02 11:03

Order Flows Trader (6E 12-24 (1 Minute))
 11/26/2024 10:23:00 - 11/26/2024 10:41:00

ORDERFLOWS.COM

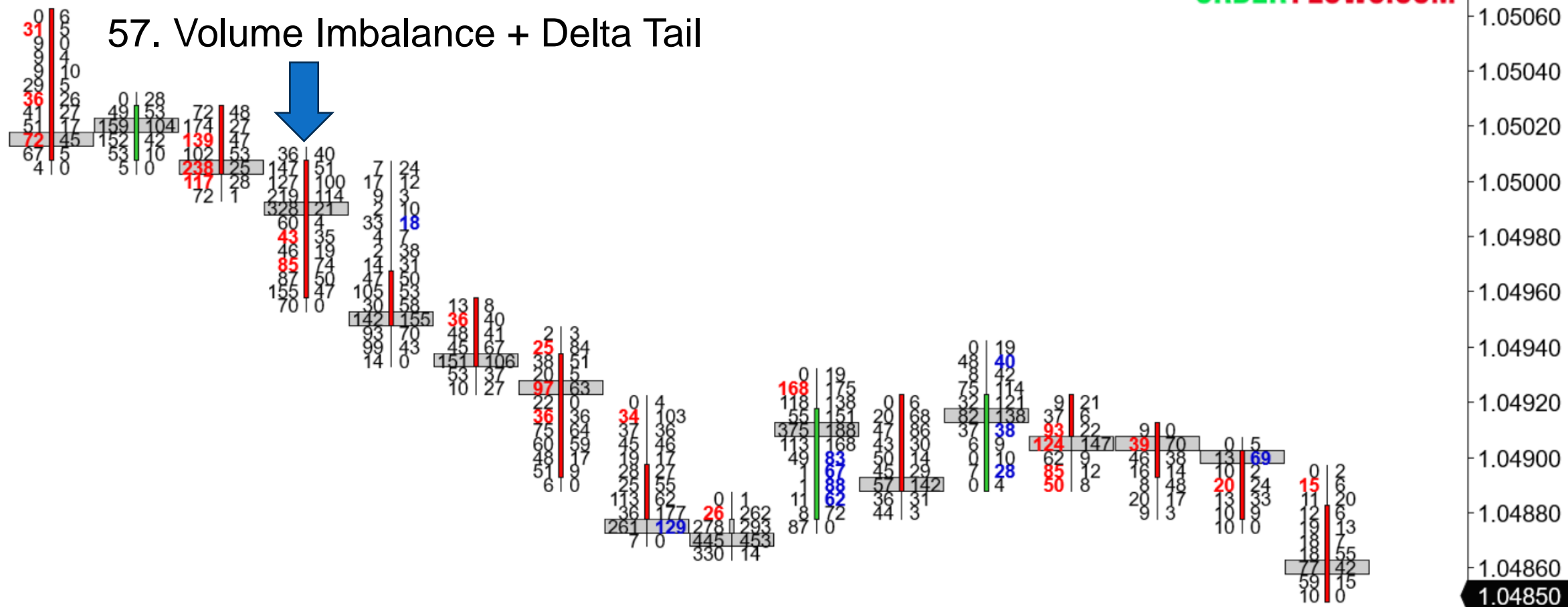
57. Volume Imbalance + Delta Tail



Order Flows Trader (6E 12-24 (1 Minute))
 11/26/2024 09:52:00 - 11/26/2024 10:07:00

ORDERFLOWS.COM

57. Volume Imbalance + Delta Tail



Delta	008	-181	-685	-848	-46	-30	-89	51	-56	225	67	268	-235	43	66	-73
Max. Delta	5	5	0	0	119	31	77	97	62	459	101	275	16	69	78	23
Min. Delta	009	-213	-691	-859	-46	-52	-126	-198	-281	-24	-42	0	-317	-35	0	-80
Cum. Delta	009	1328	643	-205	-251	-281	-370	-319	-375	-150	-83	185	-50	-7	59	-14
Volume	008	655	1143	1958	1190	682	871	1261	2102	2197	751	858	685	337	218	405

09:55

10:00

10:05

1.05060
1.05040
1.05020
1.05000
1.04980
1.04960
1.04940
1.04920
1.04900
1.04880
1.04860
1.04850
1.04840
1.04820
1.04800

58. Imbalance Reversal + Market Sweep

Explanation: Order flow shifting:

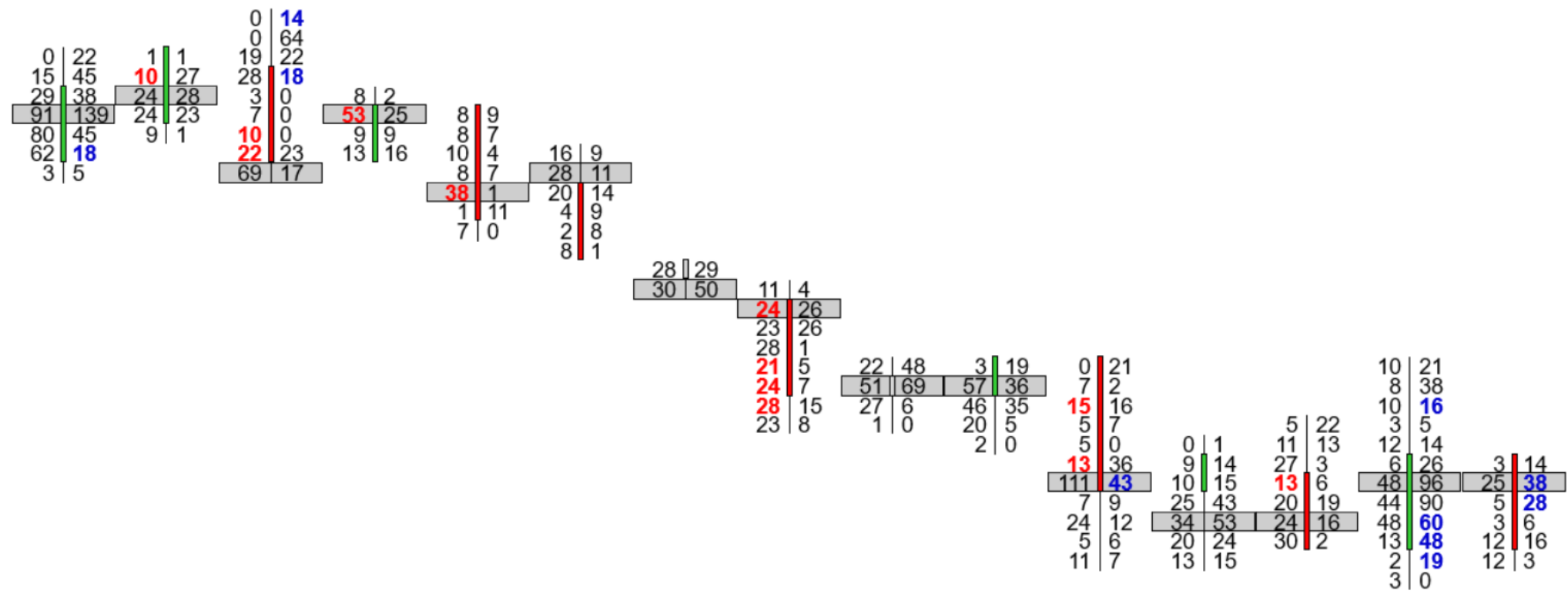
- Order flow direction change.
- Big order trading quickly.
- Reversal potential.

Triggers when market reverse and then sweeps.

Order Flows Trader (6E 12-24 (1 Minute))
 11/26/2024 08:24:00 - 11/26/2024 08:38:00

ORDERFLOWS.COM

58. Imbalance Reversal + Market Sweep



F
 1.05170
 1.05160
 1.05150
 1.05140
 1.05130
 1.05120
 1.05110
 1.05100
 1.05090
 1.05080
 1.05070
 1.05060
 1.05050
 1.05040
 1.05030
 1.05020
1.05010
 1.05000
 1.04990
 1.04980
 1.04970
 1.04960
 1.04950

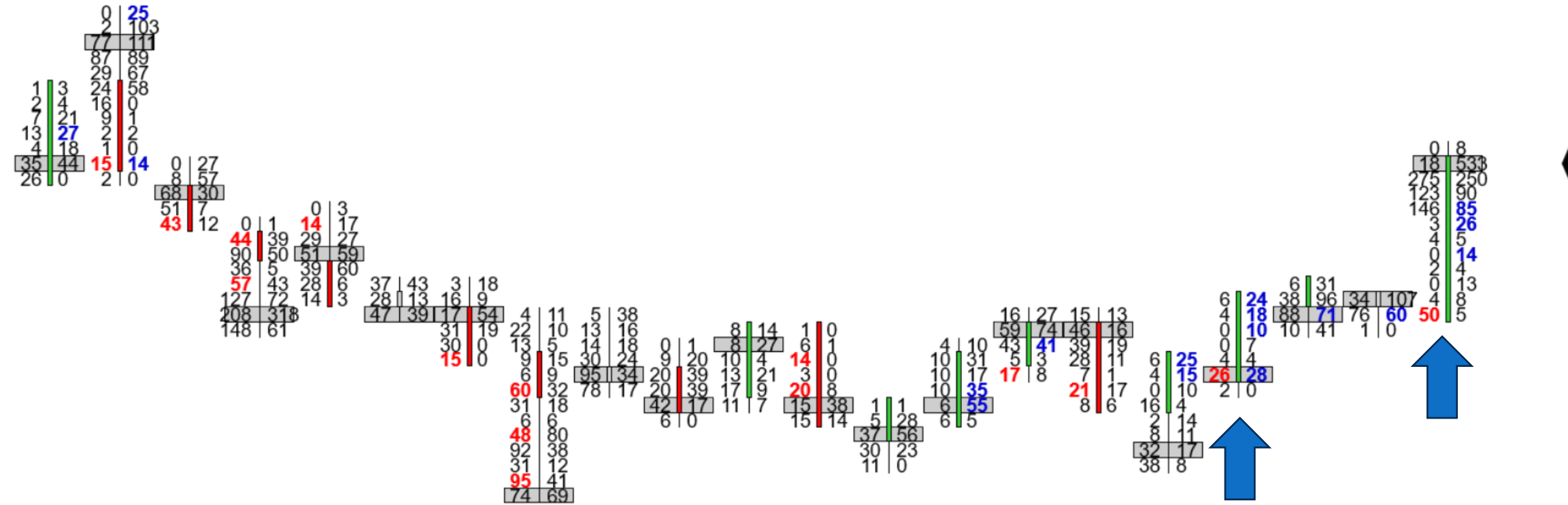
Delta	32	12	0	-31	-41	-26	21	-90	22	-33	-44	54	-49	226	45
Max. Delta	86	13	82	12	7	10	23	5	33	0	23	62	37	246	55
Min. Delta	-20	-28	-13	-31	-50	-34	-15	-96	-3	-62	-52	-11	-49	-13	-4
Cum. Delta	2233	2245	2245	2214	2173	2147	2168	2078	2100	2067	2023	2077	2028	2254	2299
Volume	592	148	316	135	119	130	137	274	224	223	362	276	211	640	165

08:25 08:30 08:35


Order Flows Trader (6E 12-24 (1 Minute))
 11/26/2024 08:00:00 - 11/26/2024 08:20:00

ORDERFLOWS.COM

58. Imbalance Reversal + Market Sweep




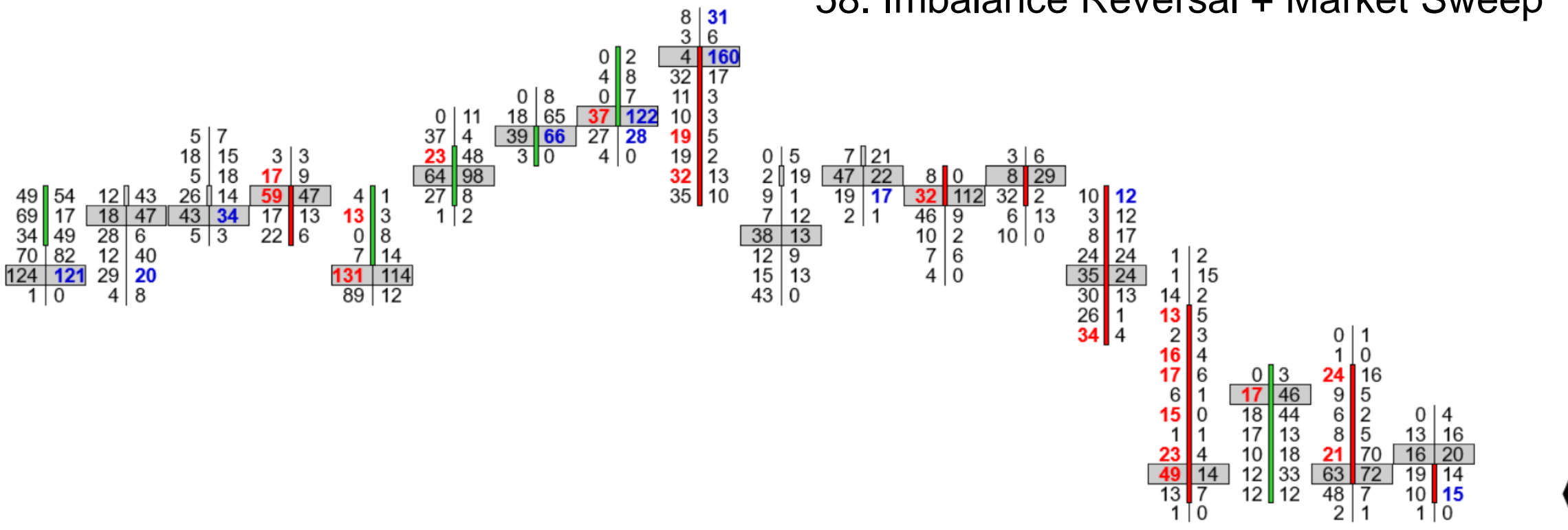
Delta	3	-37	-121	0	-17	-12	-145	-88	19	15	-13	24	107	13	-81	-2	49	97	56	416
Max. Delta	3	69	0	28	17	20	34	52	41	21	0	25	110	48	0	5	49	97	58	416
Min. Delta	0	-45	-348	-18	-42	-35	-210	-97	-8	-14	-34	-31	-6	-16	-90	-65	-10	-25	-17	-50
Cum. Delta	0	1933	1812	1812	1795	1783	1638	1550	1569	1584	1571	1595	1702	1715	1634	1632	1681	1778	1834	2250
Volume	1	303	1299	350	207	212	837	382	213	149	135	192	199	293	247	210	133	381	278	1666



Order Flows Trader (6E 12-24 (1 Minute))
 11/25/2024 08:08:00 - 11/25/2024 08:25:00

ORDERFLOWS.COM

58. Imbalance Reversal + Market Sweep



Delta	61	-11	-40	-92	19	79	95	77	-54	-14	22	-9	-63	-108	83	-3	10
Max. Delta	65	8	20	10	109	90	95	181	1	3	50	9	26	9	83	6	18
Min. Delta	-16	-22	-40	-119	-8	-1	-4	0	-96	-18	-13	-15	-63	-115	-6	-69	-2
Cum. Delta	472	5461	5421	5329	5348	5427	5522	5599	5545	5531	5553	5544	5481	5373	5456	5453	5463
Volume	267	193	196	396	323	199	239	423	198	136	236	109	277	236	255	361	128

08:10 08:15 08:20 08:25

59. Abandoned Value Area + Exhaustion Prints

Explanation: Value rejection with climactic action:

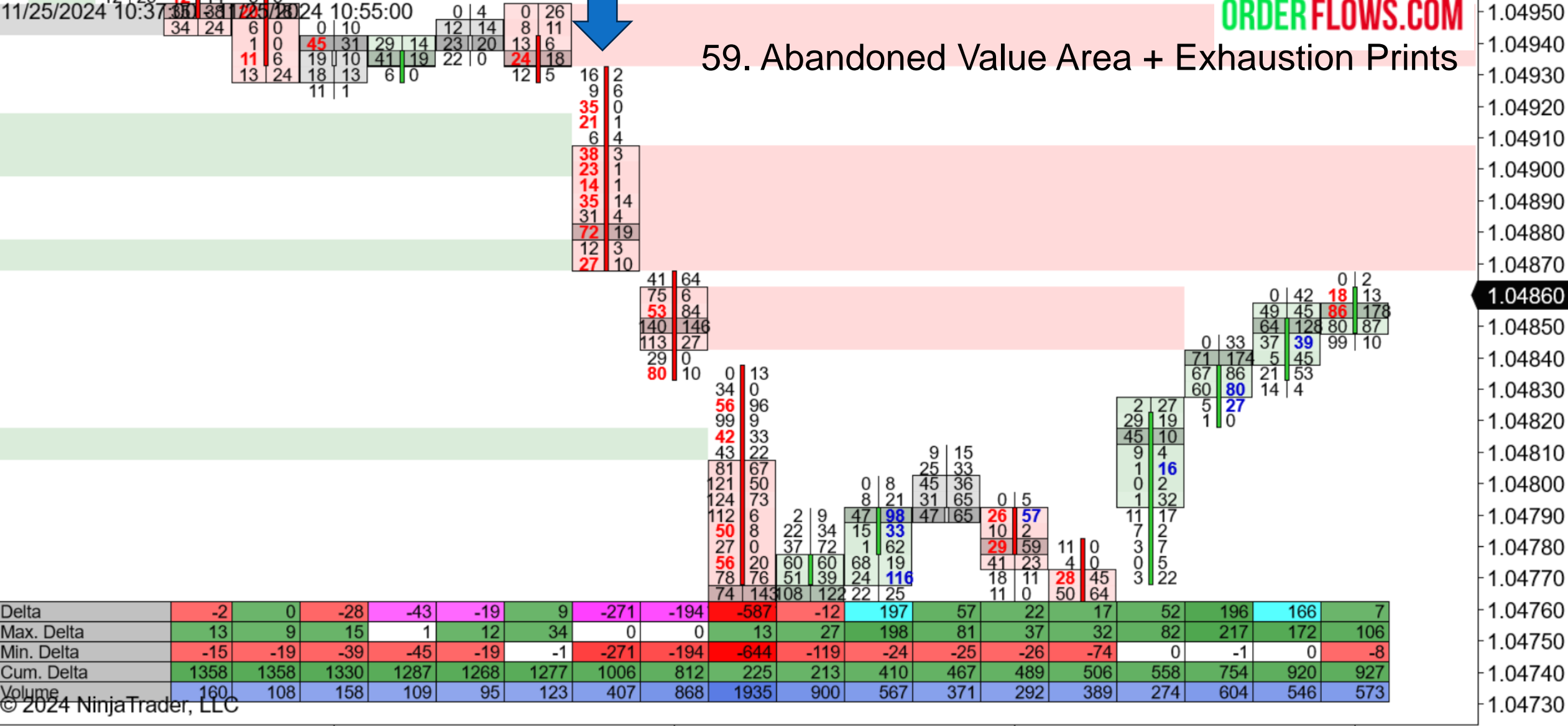
- Clear value area rejection.
- Exhaustion signals.
- Market not spending much time in the area.

Triggers when value is abandoned with exhaustion.

Order Flow 6E 12-24 (1 Minute)
 11/25/2024 10:37:38 10:55:00

ORDERFLOWS.COM

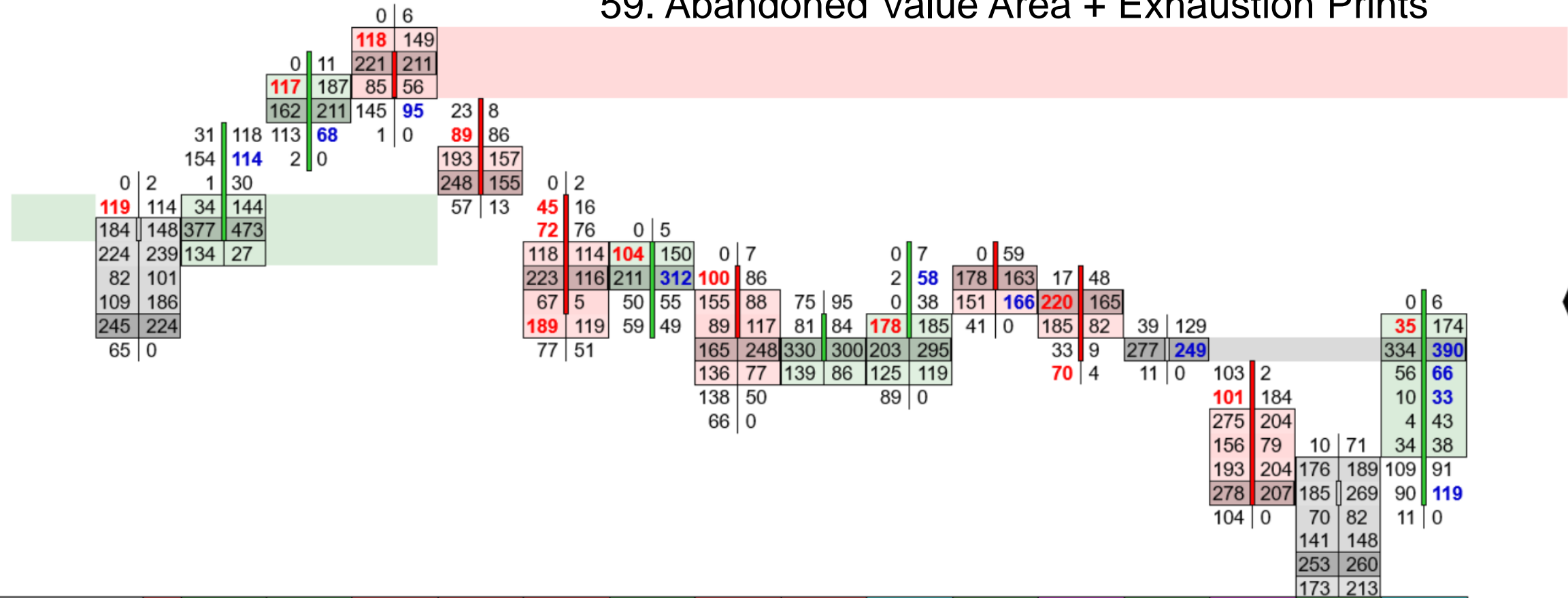
59. Abandoned Value Area + Exhaustion Prints



Order Flows Trader (ES 12-24 (1 Minute
 11/27/2024 13:23:00 - 11/27/2024 13:35:00)

ORDERFLOWS.COM

59. Abandoned Value Area + Exhaustion Prints



Delta	-14	175	83	-53	-191	-292	147	-176	-60	105	18	-217	51	-330	95	277
Max. Delta	26	235	124	108	0	1	211	3	33	105	88	4	56	0	168	278
Min. Delta	324	-67	-30	-83	-212	-339	-25	-331	-121	-83	-49	-223	-29	-333	-169	-23
Cum. Delta	76k	-24.58k	-24.5k	-24.55k	-24.74k	-25.03k	-24.89k	-25.06k	-25.12k	-25.02k	-25k	-25.22k	-25.17k	-25.5k	-25.4k	-25.12k
Volume	042	1637	871	1087	1029	1290	995	1522	1190	1299	758	833	705	2090	2595	1643

13:25

13:30

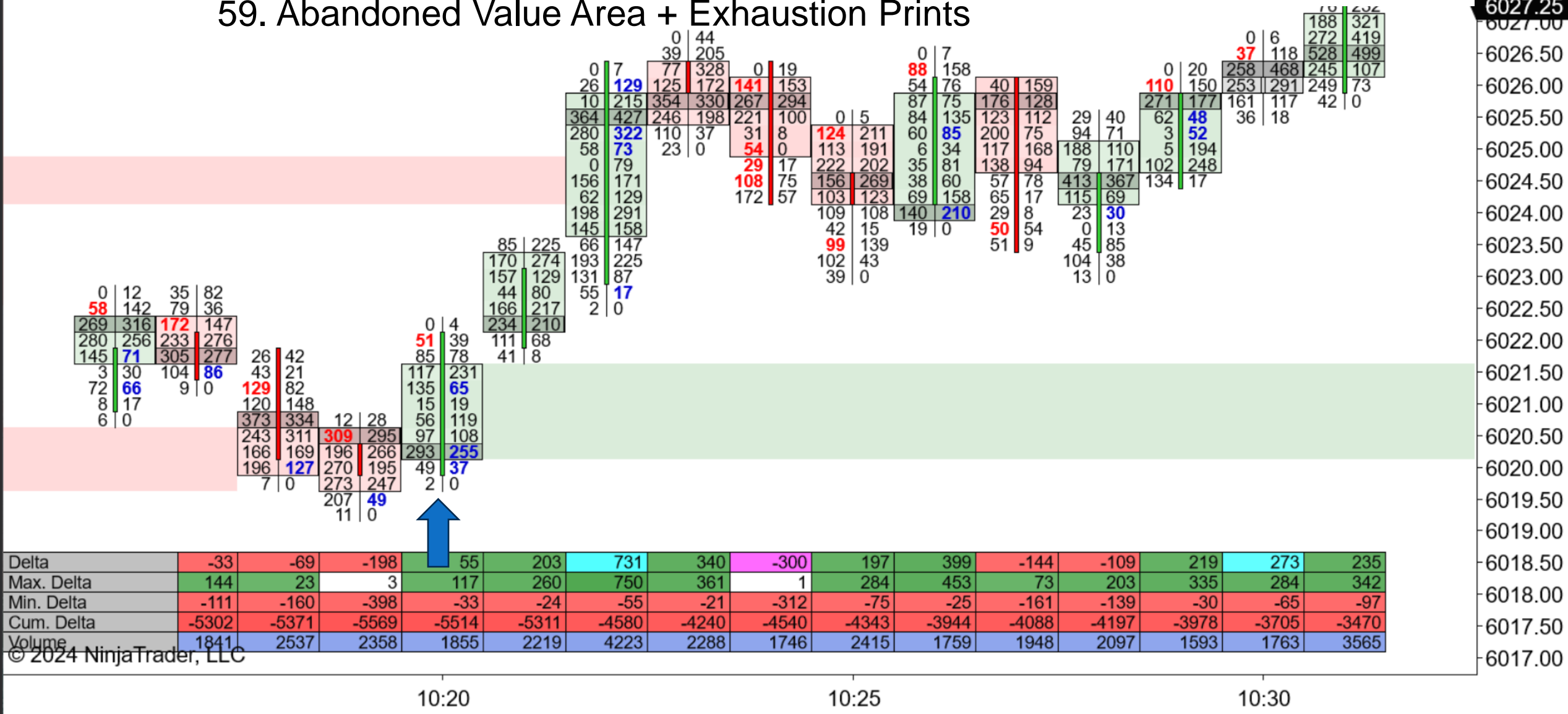
13:35

6019.00
 6018.50
 6018.00
 6017.50
 6017.00
 6016.50
 6016.00
 6015.50
 6015.00
 6014.50
 6014.00
 6013.50
 6013.00
 6012.50
 6012.00
 6011.50

Order Flows Trader (ES 12-24 (1 Minute))
 11/26/2024 10:16:00 - 11/26/2024 10:31:00

ORDERFLOWS.COM

59. Abandoned Value Area + Exhaustion Prints



Delta	-33	-69	-198	55	203	731	340	-300	197	399	-144	-109	219	273	235
Max. Delta	144	23	3	117	260	750	361	1	284	453	73	203	335	284	342
Min. Delta	-111	-160	-398	-33	-24	-55	-21	-312	-75	-25	-161	-139	-30	-65	-97
Cum. Delta	-5302	-5371	-5569	-5514	-5311	-4580	-4240	-4540	-4343	-3944	-4088	-4197	-3978	-3705	-3470
Volume	1841	2537	2358	1855	2219	4223	2288	1746	2415	1759	1948	2097	1593	1763	3565

60. POC Wave + Vertical Liquidity

Volume dependent – a little lower on Vertical Liquidity volume because POC wave takes place over three bars.

Explanation: Volume movement through size:


- Volume shifting in a particular direction.
- Aggressive price action.
- Direction confirmation.

Triggers when volume moves vertically.

Order Flows Trader (ES 12-24 (1 Minute))
 11/25/2024 08:28:00 - 11/25/2024 08:43:00

ORDERFLOWS.COM

60. POC Wave + Vertical Liquidity



Delta	119	411	44	-192	713	504	150	-353	-305	255	-152	852	-542	913	516
Max. Delta	127	759	93	3	1027	834	374	838	123	362	117	911	416	1041	747
Min. Delta	-40	-138	-650	-923	-4	0	-51	-362	-313	-166	-420	-184	-592	-7	-235
Cum. Delta	14.56k	14.98k	15.02k	14.83k	15.54k	16.04k	16.19k	15.84k	15.54k	15.79k	15.64k	16.49k	15.95k	16.86k	17.38k
Volume	1499	3611	16.56k	11.06k	8813	7594	6252	9731	5129	5597	6142	6784	7516	6455	5726

08:30

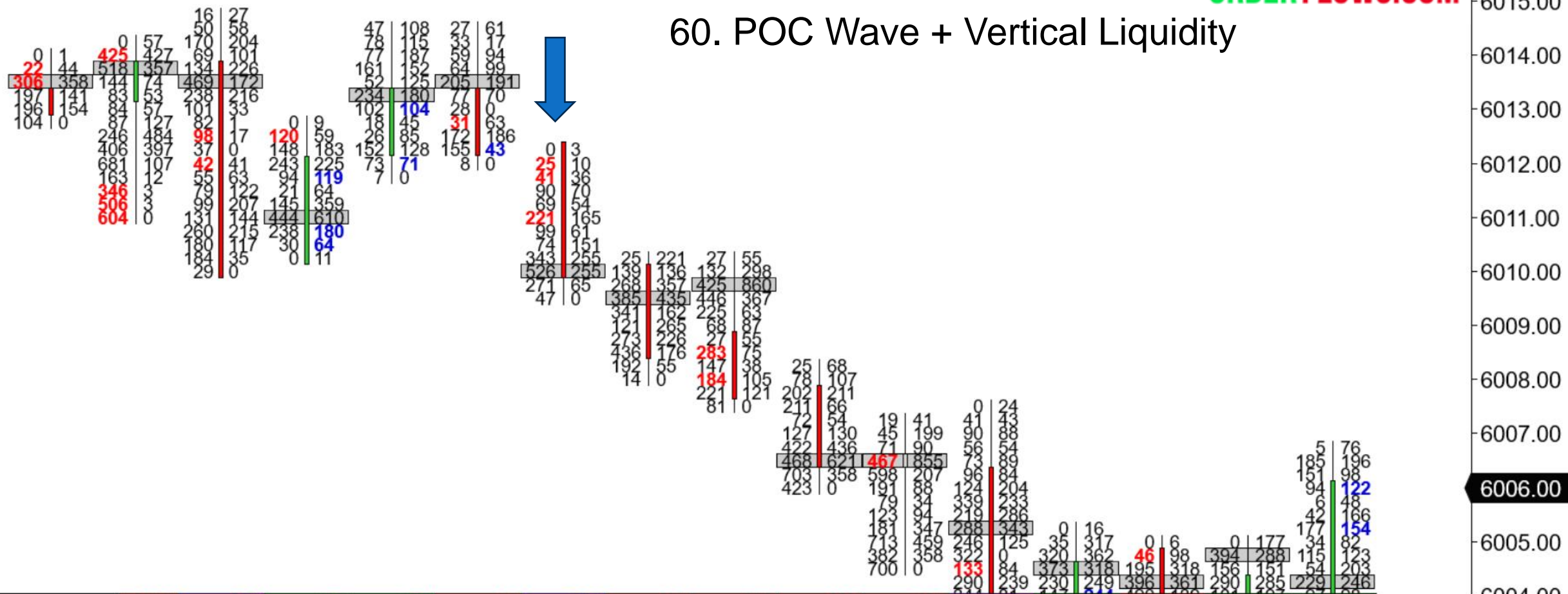
08:35

08:40

Order Flows Trader (ES 12-24 (1 Minute))
 11/25/2024 10:28:00 - 11/25/2024 10:43:00

ORDERFLOWS.COM

60. POC Wave + Vertical Liquidity



Delta	-2135	-524	400	273	-35	-681	-161	-142	-680	-797	-926	360	-323	12	353
Max. Delta	119	133	597	417	166	3	210	566	45	220	162	465	12	222	488
Min. Delta	-2561	-532	0	-22	-37	-688	-285	-159	-757	-1306	-931	-24	-364	-55	-67
Cum. Delta	7168	6644	7044	7317	7282	6601	6440	6298	5618	4821	3895	4255	3932	3944	4297
Volume	6451	4522	3366	2327	1683	2931	4227	4390	4782	6341	5100	2652	2523	2234	2731

10:30

10:35

10:40

6006.00

End of Trade Setups: Part 3